

Global Animal Partnership's 5-Step® Animal Welfare Pilot Standards for Meat Sheep v1.4



About Global Animal Partnership's (G.A.P.) Animal Welfare Certified™ Program

G.A.P.'s Animal Welfare Certified™ program assesses the level of welfare of animals on-farm, during transport, and at slaughter. Through its very design as a multi-tiered program, G.A.P.'s Animal Welfare Certified™ Program promotes continuous improvement in animal agriculture; engages a broad spectrum of producers; allows for wider product selection for greater consumer options; provides more detailed information about the level of welfare of farm animals; and informs consumers about the production systems they may choose to support.

Each set of tiered standards—from Step 1 to Step 5+—has its own requirements that must be met before certification to that particular Step level is assigned. As the standard-setter, Global Animal Partnership (G.A.P.) does not conduct audits nor make Step-level certification decisions. Authorized, third-party certification companies perform the audits and issue Step certificates, as appropriate. As such, producers, consumers, and retailers alike can be confident that Step-levels are fair, accurate, and free of conflict of interest.

About G.A.P.'s 5-Step® Animal Welfare Pilot Standards for Meat Sheep

The original version of G.A.P.'s 5-Step® Animal Welfare Pilot Standards for Meat Sheep was issued and went into effect on 16 March 2016, was amended on 9 July, 2018, and updated on 1 May 2020. This version (1.4) replaces all previous versions. Any operations audited on or after 9 July 2018 will be audited to this version. The development process included consultation with sheep industry representatives and producers, guidance from animal welfare scientific experts, an extensive public consultative process, and review and approval by the Global Animal Partnership Board of Directors.

After three (3) certification cycles, the pilot standards will be reviewed and revised based on key learnings, as well as any new, relevant scientific findings. The post-pilot review and revision process will again involve guidance from scientific experts and producers, and public comment, before the draft revision is presented to the Board of Directors for final review and approval. Thereafter, the standards will be reviewed and revised according to the protocol outlined in the G.A.P. Policy Manual.

At any time throughout the above-mentioned period, G.A.P. may amend or clarify parts of the standard as issues with implementation arise, new technologies become available, or new scientific findings are made.

About Global Animal Partnership





G.A.P., a nonprofit charitable organization founded in 2008, brings together farmers, scientists, ranchers, retailers, and animal advocates—a diverse group with the common goal of wanting to improve the welfare of animals in agriculture.



For more information, contact us at info@globalanimalpartnership.org or 877.427.5783 (+1.202.540.9880 if calling from outside the United States).

Program Overview

The marketing claims in this Program Overview apply to every animal species G.A.P. has standards for, while the descriptions of the system and management highlights are specific to each species. The G.A.P. standards focus on animal welfare and are designed to only make an animal welfare claim. Having the G.A.P. animal welfare Step-level claim gives consumers a consistent message across species and helps with a general understanding of the system of production.

Meat sheep/lamb farms and ranches are typically pasture-based systems although the industry is very diverse in size, climate and geography. Given these unique circumstances there are only four Step levels appropriate for this species. Generally, meat sheep raised in Step 1 systems live on pasture, and may be removed for finishing providing they do not exceed the removal from pasture thresholds specified in the standard. There is no Step 2 or 3 level for meat sheep. Step 4 systems are pasture systems, where sheep are prohibited from being removed to feedlots/yards or finishing lots/yards for finishing purposes. Step 5 meat sheep systems are also pasture systems, where all physical alterations on the animals (such as castration and tail docking) are prohibited. Meat sheep raised to meet Step 5+ standards spend their entire life on the same farm, and are also slaughtered on-site.


Step Level	Marketing Claims	Description of System	Management Highlights
	No crowding	Sheep in Step 1 systems typically live on pasture and may be removed for finishing.	Sheep must spend a minimum amount of time on pasture, according to the stage of production, and weather conditions. When sheep are removed from pasture the housing conditions such as bedding and space are clearly defined. Mulesing is prohibited.
	Enriched environment		There is no Step 2 for meat sheep.
	Enhanced outdoor access		There is no Step 3 for meat sheep.
	Pasture centered	In Step 4, sheep live the majority of their lives on pasture.	Sheep in Step 4 live on pasture throughout their life. If sheep have to be temporarily removed from pasture to protect their welfare, special provisions are made for their care. The use of feedlots, or finishing lots is prohibited.


	Animal centered; no physical alterations	In Step 5, sheep live continuously outdoors on pasture and may only be housed during extreme weather conditions.	Sheep live continuously on pasture for their entire life. Physical alterations, such as castration, tail-docking and ear notching are not permitted at Step 5.
	Animal centered; entire life on same farm	In Step 5+, sheep live continuously on pasture and spend their entire life on the same farm (i.e. no transport).	Sheep spend their entire lives on a single farm, and are slaughtered at a mobile or on-farm slaughter facility.

How to Read these Standards

Standards applicable to a Step level are designated with a • symbol in the corresponding Step column.

In the example below, the standard is required for each Step level applicable to the species. For sheep, this includes Step 1, 4, 5 and Step 5+:

STANDARD		Step Level					
		1	2	3	4	5	5+
2.3 Handling							
2.3.8 	The use of electric prods is prohibited.	•			•	•	•

Also, the  indicates the standard is considered a major non-conformance (see Section 4 Non-conformances and the G.A.P. Policy Manual for more details).

This example illustrates that the standard is only applicable to Step 1:

STANDARD		Step Level					
		1	2	3	4	5	5+
Living Environment							
4.1.7	Finishing lambs/sheep may be removed from pasture to a finishing lot. An individual animal must not spend more than 70 days of its life in a finishing lot. Records must be kept.	•					

The ⓘ symbol prefaces additional information provided to aid in the understanding of the standard:

STANDARD		Step Level					
		1	2	3	4	5	5+
Treatment							
1.3.11	Products containing organophosphates, cannot be used on sheep.	•			•	•	•
	ⓘ [1.3.11 a]: This applies to organophosphates in dust, rubs, sprays, ear tags, feed or mineral blocks. ⓘ [1.3.11 b]: Organophosphates include products such as diazinon (e.g. Dryzon) spray or malathion backrub. Acceptable alternatives include synthetic pyrethroid products such as Atroban (spray) or Back Side (pour on).						

Program Requirements

The following applies to each operation applying for certification to Global Animal Partnership's 5-Step® Animal Welfare Pilot Standards for Meat Sheep.

1. General

- a. The standards in this document are requirements.
- b. The operation must have read the standards and prepared for audit or they cannot be certified.
- c. The audit schedule follows the shepherd's calendar to ensure that over successive audits key management can be assessed. The three key management points that would be seen over successive audits are as follows:
 - i. young lambs still with ewes (to a maximum of 3 months old);
 - ii. older lambs (probably weaned) OR gathering time OR preparation for breeding;
 - iii. winter housing/winter management on pasture - to focus on breeding stock, though older lambs may also be present.

The operation can have their first audit at any of these points and subsequent audits would continue in sequence.
- d. Following this sequence means that re-certification will not necessarily be at a set time period, but will vary between 14 and 18 months. The maximum length of a single certification cycle is 18 months.
- e. Each operation must follow a chain of custody program that is also maintained by the processor and any further processor that will be using a Step-level label. The chain of custody program can be developed and implemented by an affiliated group (e.g. a producer group, co-operative, marketing entity) or created with the aid of external consultation. Details on chain of custody requirements are shown in the G.A.P.'s Policy Manual and also in Section 7.6 of this standard.
- f. The G.A.P. Policy Manual is a companion document to the standards, and details additional program requirements and terms of certification beyond what is included in the standards (see www.globalanimalpartnership.org). See also section 7, Additional Standards Documents, below.
- g. No standard in this document supersedes governmental regulations or laws, whether local, regional, state, provincial, territorial, federal, national, or other.
- h. A glossary defining specific terms and terminology used in these standards is located at the end of this document.

2. Applications

- a. Each operation is required to complete G.A.P.'s 5-Step® Animal Welfare Meat Sheep application each certification cycle.
- b. Each operation must identify all sites (either owned, leased, and/or shared) used to raise animals and all animals on the operation (including non-G.A.P. Certified animals) on their G.A.P.'s 5-Step® Animal Welfare Meat Sheep application.
- c. Applications, as well as this document and the G.A.P. Policy Manual, can be downloaded at www.globalanimalpartnership.org or received by contacting your G.A.P.-accredited Certifier.

3. Audit and Certification

- a. Each operation must be audited once every certification cycle.

- b. In order for the certifier to determine how many audits to conduct, the term “operation” is used and is defined as (i) a single ranch or farm of single (i.e. ewe-lamb only) or multiple stages of production (i.e. ewe-lamb-finisher), or (ii) a feedlot/finishing location; or (iii) either of (i) or (ii) with more than one location that meets all of the following criteria:
- i. all staff and animals are under the direct supervision* of the main farm/ranch/feedlot/finishing site;
 - ii. the main farm/ranch/feedlot/finishing location owns all of the animals; and
 - iii. the main farm/ranch/feedlot/finishing location owns, rents or leases all the land and/or buildings where the animals are kept.
- *Direct supervision is defined as being when an employee of the main certified farm business is responsible for the animals on the farm/ranch/feedlot that is at a separate location to the main farm. If the person responsible for the management and care of the animals at a separate location to the main certified farm business is a contract farmer and not an employee, then that site is a separate operation – even if there is routine oversight from an employee of the main operation.*
- c. Operations must have sheep on-site in order to be audited.
- d. If the operation has multiple locations, each location that raises a different stage of production must be audited as part of the certification process.
- i. For example, Ranch A is a breeding sheep operation and also has 1 feedlot located 10 miles away. The feedlot is under the direct supervision of the home ranch, and animals and property are all owned by Ranch A. In this example, the ranch is considered one operation, requiring one audit but both sites need to be observed because they each raise a different stage of production.
 - ii. However, if Ranch A’s feedlot also contract finishes, or buys in sheep from other ranches, then each of the ranches supplying sheep to Ranch A’s feedlot must also be audited if those sheep are to be marketed as G.A.P. Certified. Each ranch needs to have a separate audit and certificate.
- e. If the operation has multiple sites raising the same stage of production, then 50% of the locations must to be audited as part of the certification process.
- i. For example, Ranch B is a breeding sheep operation with ranches in both Oregon and Northern California. For the winter months only, Ranch B moves sheep and their lambs to Northern California; the rest of the year Ranch B uses the home ranch in Oregon, and BLM land that borders the north side of the ranch. All sites and staff are under the direct supervision by the home ranch, animals are owned by the home ranch, and the Northern California ranch is leased by the home ranch. In this example, the ranch is considered 1 operation. In the initial audit, the home ranch would need to be audited plus either the Northern California ranch or the BLM land would need to be observed as part of a single audit. At re-certification, the home ranch would need to be audited plus either the Northern California ranch or BLM land (whichever one was not observed during the initial audit; and 50% of 2 locations is 1 location) would need to be observed as part of a single audit.
- f. If sheep marketed as G.A.P. Certified are not raised on a single operation for their entire life, with different stages of production being managed by different operations, each operation must submit a completed G.A.P.’s 5-Step® Animal Welfare Meat Sheep application and be audited and certified prior to marketing any product as G.A.P. Certified (see also 6 b. below)
- g. At the time of audit, the person(s) responsible for managing the operation and/or an animal caretaker must be present. A designated representative affiliated with a Supplier may also be present at the time of the audit.
- h. Each operation applying for G.A.P. certification is responsible for ensuring that all required records and documents are available at the time of audit, and that all applicable standards are met, including actions that may be contracted or managed by another entity (e.g. transport, rodent control and predator control).
- i. All applicable standards, including those that may be controlled or managed by, or contracted to, another (e.g. a transporter; a producer group, co-operative, or marketing entity; slaughter facility), will be assessed for compliance by the certification company and incorporated into its overall assessment of the operation prior to the final Step determination.

- j. G.A.P. supports the use of video or other electronic monitoring. Use of video technology is not a requirement but can be used in place of certain observations. Please refer to G.A.P.'s Policy Manual and contact your Certifier for additional details about how this must be conducted.
- k. Auditors do not make Step-level determinations nor provide consultative service to producers on meeting standards requirements. Step-level determinations are made by reviewers or other agents of authorized certification companies.
- l. Step-wise differentiation cannot be awarded on the basis of sex. For example, ewe lambs cannot be awarded a Step 5 and ram lambs a Step 4 simply because the males are castrated.
- m. If a standard has not been met for all animals on the operation at the time of initial audit, a Step-level will not be assigned until evidence is provided confirming that the standard has been met.
- n. If in a particular situation or circumstance, a standard as written might compromise the welfare of the animals in the producer's care, the producer should contact their certifier to discuss applying to G.A.P. for a deviation.

4. Non-conformances

- a. If an operation fails to meet a standard, it will be considered a non-conformance. There are three categories of non-conformance: minor, major and critical.
- b. If an operation receives a repeat non-conformance at the time of the next audit – the designation of minor, major and critical impacts the certification decision (see G.A.P.'s Policy Manual).

In the example below, the **M** indicates that failure to meet the standard would be considered a major non-conformance. If at recertification, this standard is still not in compliance, then it would be considered a critical non-conformance and the operation would be denied certification (see G.A.P.'s Policy Manual for further information).

STANDARD		Step Level					
		1	2	3	4	5	5+
Source/breed							
1.1.1 M	Operations must not intentionally use genetically modified or cloned sheep, their progeny, or semen.	•			•	•	•



In the example below, as there is no **M** beside the standard, this means that the standard is classified as a minor non-conformance. If at recertification, this standard was still not in compliance, then it would be considered a major non-conformance (see G.A.P.'s Policy Manual for further information).

STANDARD		Step Level					
		1	2	3	4	5	5+
2.16 Hazard Management							
2.16.2	Sheep must not come into contact with any potentially toxic substances, such as those used for maintenance, sanitation, cleaning, and/or pest control.	•			•	•	•

- c. If an operation is issued a non-conformance, it needs to be addressed and the response submitted to the certifier by the operation within 3 weeks from the date the certifier issues the audit report, and be accepted by the certifier as an acceptable response to the non-conformance, before a certificate is issued. If the operation does not respond to the non-conformance within 3 weeks, it will result in a shortened certificate (see G.A.P.'s Policy Manual).
- d. Any non-conformances that occur with breeding animals may affect the final Step-level of their offspring. If individual offspring cannot be identified, the entire group of market animals from those breeding animals may drop or lose Step-level.

5. Step Differentiation within the Standards

- a. Each Step level—Step 1 through Step 5+—has its own requirements that must be met to be certified to that level. If an operation, for example, meets some but not all Step 4 (or higher) requirements, but 100% of the requirements for Step 1, the G.A.P. certification will be Step 1 (see also 5.d. below).
- b. There is no Step 2 or Step 3 for sheep.
- c. Step differentiator standards are those that do not apply to all steps. Sheep can achieve Step-levels 1, 4, 5 and 5+. Any standard that does not apply to all of those levels is a Step differentiator standard. In the example below 2.6.1 only applies to Steps 1 and 4 and 2.6.2 only applies to Steps 5 and 5+.

STANDARD		Step Level					
		1	2	3	4	5	5+
2.6 Castration							
2.6.1 	If lambs are castrated, the procedure must be completed prior to an average age of 6 weeks with a maximum age of 8 weeks. Any lamb castrated that is older than 8 weeks must adhere to Standard 2.6.4 or Standard 2.10.6. Records must be kept.	•			•		
	 [2.6.1]: <i>The average castration age of the flock is calculated by reviewing the spread of lambing dates and the date of castration</i>						
2.6.2	Castration is prohibited.					•	•

- d. At renewal, if an operation that had previously been certified to any Step level fails to meet a standard specific to their Step-level, it will drop to the applicable Step level, or lose certification as appropriate, unless the Certifier applies their discretion to issue a non-conformance **if and only if**:
 - i. the standard that is out of conformance is not a repeat from the previous audit; and
 - ii. the Certifier is confident the operation will be able to achieve and maintain the level specified in the standard; and
 - iii. the operation is only out of conformance with one standard.

6. Step-levels

- a. Step-level certification information (see Section 7.6) must travel with sheep whenever they are being moved off of the operation. This includes sheep being transported from one operation to another, from an operation to a slaughter facility, from an operation to a collection point, or from a collection point to a slaughter facility.
- b. For sheep, the following standards cover breeding stock and continue through finishing and slaughter (i.e. breeding + the entire life of the animal). All locations except the slaughter facility must carry the same Step-level, or the lowest Step-level is applied to the marketed product. The slaughter facility

must pass a review (see c. below), as there is no Step-level option for slaughter facilities. As well, all operations need to be audited (i.e. all stages of production) prior to marketing product as G.A.P. Certified.

- i. For example, 10 operations owned by different operators raise sheep marketed under a single name, and product is not segregated according to operation. Prior to marketing product as G.A.P. Certified, all 10 operations need to be audited (i.e. all stages of production). Of those 10 operations, seven operations are certified to Step 4 and three operations to Step 1. Because sheep in this system move to different operations and operations have different step levels, all products from all 10 operations would have to be marketed as Step 1.
- c. Any slaughter facility being used by G.A.P. Certified operations where product will be marketed as G.A.P. Certified, must pass a desk-based review of their third party animal welfare audit rather than an on-site audit (See Section 8: Slaughter Requirements). A complete copy of the current third party animal welfare audit for all slaughter facilities used by the Operation or affiliated group must be provided to the G.A.P. accredited certifier to verify this Section. If the operation is part of a group, the group may submit the slaughter facility's current third party animal welfare audit to the certifier for a review that would then cover all the farms in the group. The Slaughter Section only applies to entities that are marketing animals as G.A.P. Certified (e.g. finishing operations, producer group, co-operative, marketing entity).
- d. If the review of the slaughter facility's third party animal welfare audit finds that there are non-conformances with the G.A.P. slaughter standards, the person responsible for determining where animals are slaughtered must be the point of contact with the slaughter facility to resolve this. For example, if an individual farmer decides where their G.A.P. Certified livestock are slaughtered, they must work with the facility to ensure any slaughter non-conformances are corrected. If, however, the individual farmer provides livestock to a producer group or marketing entity and has no part in the decision of which slaughter facility to use, then the producer group or marketing entity must work with the slaughter facility to resolve conformance issues.
- e. If an operation sets out to raise both G.A.P. Certified goat and non-G.A.P. Certified sheep on the same site (e.g. a finishing operation that has multiple programs), this is defined as a split operation. This is different from having fall out animals on-site (see bullet 6f below). In order to qualify as a split operation, a strict segregation protocol must be in place and approved by the certifier prior to a G.A.P. certification decision being issued. The segregation protocol must include all of the following components (See G.A.P.'s Policy Manual):
 - i. A written policy describing how G.A.P. Certified animals are segregated from non-G.A.P. Certified animals; AND
 - ii. How they are be physically separated; OR
 - iii. How they are identified using a method that allows for instant visual identification (i.e. a colored tag where one color is used for program animals, and another color is used for non-program animals).
- f. If an operation has fall out animals (animals within the herd that were intended to be G.A.P. Certified but do not meet the requirements of the Standards and cannot be marketed as such), these animals must be noted on the certificate as ineligible (see identifying ineligible animals per G.A.P.'s Policy Manual). Per Standard 2.10.6, all fall out animals must be physically segregated or identified using a method that allows for instant visual identification.
- g. As outlined in the G.A.P. Policy Manual, split operations will not be issued certification to the operation as a whole, rather certificates will specify the certified G.A.P. Certified portion of the split operation.
- h. Cull breeding animals selected for slaughter can be marketed as G.A.P. Certified if they meet all the standards.

7. Additional Standards Documents

Note: The most current versions of the documents listed below can be downloaded at www.globalanimalpartnership.org.


- a. As noted above, G.A.P.'s 5-Step® Animal Welfare Pilot Standards for Meat Sheep v1.4 is accompanied by G.A.P.'s Policy Manual.
- b. As per bullet 2 a above, each operation is required to complete G.A.P.'s 5-Step® Animal Welfare Meat Sheep application each certification cycle.
- c. In addition sheep operations that utilize collection points must, as per standard 7.6.4, ensure that these are G.A.P. Certified according to G.A.P.'s Animal Welfare Pilot Standards for Meat Sheep and Meat Goat Collection Points v1.1.
- d. Collection Points must also complete G.A.P.'s Animal Welfare Meat Sheep and Meat Goat Collection Points application each certification cycle.
- e. Sheep operations that use transport companies with drivers and/or loading crews that do not hold a current third party sheep transport quality assurance must ensure that the transport company (or companies) they use complete G.A.P.'s Transport Personnel Responsibilities, Training and Procedures form. This document must be completed for each certification cycle. See also the information notes at the start of Section 6 – Transport.
- f. As per bullet 6 c above, for entities that are marketing animals as G.A.P. Certified (e.g. finishing operations, producer groups, co-operatives or marketing entities) a complete copy of the current third party animal welfare audit for all slaughter facilities used by the Operation or affiliated group must be provided to the G.A.P. accredited certifier.
- g. Prior to labeling any product as G.A.P. Certified the marketing entity must ensure that they meet labeling regulations for the country in which they are selling.
- h. The use of the G.A.P. label/logo must meet the requirements of G.A.P.'s Labeling Guide.
- i. Before retail-ready packaged products are labeled as G.A.P. Certified, operations must contact G.A.P.'s Labeled Products Authorization Program at lpa@globalanimalpartnership.org for details of the application and approval process.
- j. The documents listed above can be downloaded at www.globalanimalpartnership.org or received by contacting your G.A.P.-accredited certifier.

TABLE OF CONTENTS

1 ANIMAL SOURCE AND HEALTH		3 FEED AND WATER		Transport Records	37
Source/Breed	11	Water Availability	26	Sale/Auction Barns	38
Medication	13	Feeding Requirements	26		
Treatment	13	Feed Hygiene	26	7 PLANS, PROTOCOLS, PROCEDURES, TRAINING, RECORDS AND TRACEABILITY	
On-Farm Euthanasia	15	Additives & Ingredients in Feed/Water	27	Written Farm Plan	39
				Biosecurity Procedures & Protocols	40
2 ANIMAL CARE AND MANAGEMENT		4 LIVING ENVIRONMENT		Alternative Power Supply	40
Flock Management	17	Living Environment	28	Training	40
Body Condition	17	Shade & Windbreaks	29	General Records Requirement	41
Handling & Restraint	18	Living Environment off Pasture	29	Traceability & Chain of Custody	41
Mulesing	19	Environmental Enrichment	30		
Shearing	19	Space Requirements	31	8 SLAUGHTER REQUIREMENTS	
Castration	19	Flooring	32	General Requirements	42
Branding	20	Air Quality	32	Segregation & In-Facility Traceability	42
Disbudding & Dehorning	20				
Fly Strike Management & Tail Docking	20	5 RODENT AND PREDATOR CONTROL		Appendix I: Lameness Scoring	43
Animal Identification	21	Rodent Control Program	33	Appendix II: Body Condition Scoring	44
Lambing	21	Predator Control	33	Appendix III: Dag Scoring	45
Lamb Management	22	Guardian Animals	34	Appendix IV: Mud/Dirt Scoring	46
Weaning Age	23			Appendix V: Air Quality	47
Lameness	23	6 TRANSPORT			
Mortality	24	Water and Feed Withdrawal	35		
Hazard Management	24	Condition of Sheep at Loading	35		
Other Commercial Animals	24	Loading/Unloading	35	GLOSSARY	48
Domestic Animals on the Operation	25	Transport & Loading Equipment	36		
		Transport Personnel Responsibilities	37		
		Transport Duration	37		

1 ANIMAL SOURCE AND HEALTH

STANDARD		Step Level					
		1	2	3	4	5	5+
1.1 Source / Breed							
1.1.1	Operations must not intentionally use genetically modified or cloned sheep, their progeny, or semen.	•			•	•	•
1.1.2	Natural breeding, vaginal and cervical artificial insemination (AI) are the only breeding methods permitted.	•			•	•	•
1.1.3	Laparoscopic AI is prohibited.	•			•	•	•
1.1.4	Any 'fall out animals' (i.e. animals that do not meet selection criteria set out by a Seedstock operation) from any Seedstock operation utilizing embryo transfer for the production of breeding animals, are prohibited from being marketed under G.A.P.'s 5-Step® Animal Welfare Pilot Standards for Meat Sheep . All fall out animals must be clearly identified, for example by ear tags, as non-G.A.P. Certified animals.	•			•	•	•
1.1.5	Breeding stock selection criteria must include, at a minimum: <ul style="list-style-type: none"> a. foot and leg health; b. overall conformation; c. mothering ability; d. temperament; e. lambing ease. 	•			•	•	•
	i [1.1.5]: Criteria for retaining or purchasing breeding stock in order to avoid welfare problems must be explained at the audit. Examples could include selection of ewes for litter size and milk production and rejection of animals for breeding that display poor conformation.						
1.1.6	Breeding stock must be selected for the type of system in which they are raised.	•			•	•	•
	i [1.1.6]: This is to ensure that offspring will be well suited to deal with and adapt to the farm environment such as cold, heat, rain etc. Examples of potentially problematic breeding stock choices could include heavy woolled sheep breeds being kept in hot and humid climates.						
1.1.7	Sourcing market animals is permitted as long as they only come from the following sources: <ul style="list-style-type: none"> a. farm to farm sales; b. video auctions. Sourcing market animals from sale or auction barns is prohibited. When market sheep are purchased through farm to farm sales or video auctions the source farm must either already hold a current G.A.P. certificate OR on-site audits of the source farm must occur prior to animals shipping to the operation.	•			•	•	•

STANDARD		Step Level					
		1	2	3	4	5	5+
1.1 Source/Breed Continued							
1.1.8	<p>Sourcing replacement female breeding stock from non-G.A.P. Certified operations is permitted as long as the number brought in per year does not exceed 20% of the breeding flock size and only ewe lambs are bought in from the following sources:</p> <ul style="list-style-type: none"> a. farm-to-farm/direct sales; b. video auction; c. dedicated breeding stock sale held at sale barns or auction barns. 	•			•	•	•
	<p>① [1.1.8 a]: A ewe lamb is a female sheep that has not yet produced a lamb. Pregnant ewe lambs may be purchased but note that they cannot be transported in their last trimester (see Standard 6.2.2).</p> <p>① [1.1.8 b]: Farms that are undergoing expansion, or which have suffered losses due to disease, predation or other problems, and need to exceed the 20% allowance should contact their G.A.P.-accredited Certifier.</p> <p>① [1.1.8 c]: It is G.A.P.'s intention in the future to require that all purchased breeding stock also come from G.A.P. Certified operations; however, at this time, it is recognized that imposing this requirement would be an impediment to securing appropriate genetics, therefore sourcing some breeding stock from non-G.A.P. Certified operations is allowed.</p>						
1.1.9 	<p>Sourcing male breeding stock from non-G.A.P. Certified operations is permitted as long as they only come from the following sources:</p> <ul style="list-style-type: none"> a. farm-to-farm/direct sales; b. video auction; c. dedicated breeding stock sale held at sale barns or auction barns. 	•			•	•	•
	<p>① [1.1.9 a]: Source operations for breeding males are not required to be G.A.P. Certified at this time. However, any other animals (aside from the percentage of ewe lamb replacements specified in Standard 1.1.8) must come from G.A.P. Certified operations.</p> <p>① [1.1.9 b]: It is G.A.P.'s intention in the future to require that purchased breeding stock also come from G.A.P. Certified operations; however, at this time, it is recognized that imposing this requirement would be an impediment to securing appropriate genetics, therefore sourcing breeding stock from non-G.A.P. Certified operations is allowed.</p>						
1.1.10	<p>Any non-G.A.P. Certified animals purchased under the requirements of Standards 1.1.8 and 1.1.9 must be uniquely identified in a way that differentiates them from G.A.P. Certified animals.</p>	•			•	•	•
	<p>① [1.1.10]: Non-G.A.P. Certified animals purchased under the requirements of Standards 1.1.8 and 1.1.9 may produce G.A.P. Certified offspring, but cannot themselves be marketed as G.A.P. Certified. See also 6 (h) in the Program Requirements.</p>						

STANDARD		Step Level					
		1	2	3	4	5	5+
1.2 Medication							
	Animals that are given antibiotics, ionophores, beta agonists, growth hormones, and/or sulfa drugs are prohibited from being marketed as G.A.P. Certified.	•			•	•	•
1.2.1	<p>① [1.2.1 a]: This standard applies whether these products (or medications) are given therapeutically or sub-therapeutically.</p> <p>① [1.2.1 b]: See Standard 1.3.1 for prompt treatment of animals.</p> <p>① [1.2.1 c]: This standard applies to both breeding stock and market animals. Treated breeding stock may stay in the Program and potentially produce G.A.P. Certified offspring until the point of sale or slaughter but could not themselves be marketed as G.A.P. Certified.</p> <p>① [1.2.1 d]: Note that some antiseptic sprays used for treating cuts or foot problems may contain antibiotics. Their use on market sheep would exclude the animal from being marketed as G.A.P. Certified.</p> <p>① [1.2.1 e]: Indirect treatment of a market animal does not trigger the prohibition on marketing as G.A.P. Certified noted in this standard. An example of indirect treatment is when a ewe with suckling lambs is treated with antibiotics. Any potential transfer of antibiotics through the milk would be considered indirect treatment.</p>						
1.2.2	A protocol must be in place to identify and ensure that any animals given antibiotics, ionophores, beta agonists, growth hormones, and/or sulfa drugs are not marketed as G.A.P. Certified.	•			•	•	•
1.2.3	<p>Off-label / extra-label use of medicines is prohibited unless prescribed by a veterinarian.</p> <p>① [1.2.3 a]: Veterinarian prescription documentation may be acquired via email or fax.</p> <p>① [1.2.3 b]: Parasiticides and vaccines are not included in this standard.</p>	•			•	•	•
1.2.4	Expired medication is prohibited.	•			•	•	•
1.3 Treatment							
1.3.1	<p>Sick or injured sheep must be treated within 24 hours of discovering the illness or injury.</p> <p>① [1.3.1 a]: Timely treatment is critical. G.A.P. understands that some sheep are managed in extensive systems and this may impact the time taken to handle the situation.</p> <p>① [1.3.1 b]: Treatment may include herbal or homoeopathic remedies when these have been shown to be effective.</p>	•			•	•	•
1.3.2	<p>Sick or injured sheep that are not responding to treatment must be euthanized according to Section 1.4.</p> <p>① [1.3.2]: This could include severely lame sheep (see Appendix I for scoring) that have failed to respond to treatment.</p>	•			•	•	•
1.3.3	<p>Records must be kept of any treatment (medication, vaccinations, alternative remedies, probiotics etc.) to any individual animal or group of animals, including:</p> <ol style="list-style-type: none"> any substance administered (product); animal or group identification; date and method of administration. 	•			•	•	•
1.3.4	Veterinarian-prescribed treatments must be administered according to veterinarian guidance.	•			•	•	•



STANDARD		Step Level					
		1	2	3	4	5	5+
1.3 Treatment Continued							
1.3.5	Any sick and/or injured sheep must be segregated from healthy animals when necessary.	•			•	•	•
	<p>① [1.3.5 a]: Sheep are flock animals and in cases of minor health problems are more likely to recover when they can be treated within the flock setting. However, if sheep are unable to function as a normal member of the flock, e.g. cannot keep up with flock movements or are unable to eat or drink without special provision or if they are infectious, it will be necessary to segregate them from the rest of the flock.</p> <p>① [1.3.5 b]: Segregation can be within an existing pen, paddock or a designated sick/hospital pen/area.</p>						
1.3.6	Segregation of sick or injured sheep within the existing pen, or in a designated area/pen must meet the following requirements: <ul style="list-style-type: none"> a. the space allowances detailed in Standard 4.5.2; b. the thermal comfort of segregated sheep must be maintained. This may require the use of shelter, bedding or ventilation fans as necessary; c. the air quality of any indoor segregation pen must be maintained as per Section 4.7; d. slatted floors are prohibited; e. segregation pens must allow sheep to freely access feed and water with consideration for a sick sheep's needs. 	•			•	•	•
	<p>① [1.3.6 a]: Space allowances apply whether the segregation pen is on pasture or in a barn or other shelter.</p> <p>① [1.3.6 b]: Sick or injured sheep that are managed in indoor pens are not required to have access to the outdoors.</p>						
1.3.7	Segregated sick or injured animals must be monitored at least twice daily.	•			•	•	•
1.3.8	Any sick and/or injured animals must not be shipped off-farm as an alternative to treatment. Animals must be treated and if they do not fully recover, may be shipped direct to the slaughter facility if they are ambulatory and fit for transport. If recovery does not seem likely, the animal must be euthanized per Section 1.4.	•			•	•	•
	<p>① [1.3.8 a]: In cases where sheep are non-ambulatory and/or moving the animal may increase distress or suffering, sheep must be euthanized first and moved following confirmation of death.</p> <p>① [1.3.8 b]: See Standard 6.2.1 on conditions when sheep are not fit for transport.</p>						
1.3.9	Operations must have a written plan for internal and external parasite control.	•			•	•	•
1.3.10	Operations with a history of skin conditions and/or fungal infections must have a written control program implemented.	•			•	•	•

STANDARD		Step Level					
		1	2	3	4	5	5+
1.3 Treatment Continued							
1.3.11	Products containing organophosphates, cannot be used on sheep.	•			•	•	•
	<p>① [1.3.11 a]: This applies to organophosphates in dust, rubs, sprays, ear tags, feed or mineral blocks.</p> <p>① [1.3.11 b]: Organophosphates include products such as diazinon (e.g. Dryzon) spray or malathion backrub. Acceptable alternatives include synthetic pyrethroid products such as Atroban (spray) or Back Side (pour on).</p>						
1.4 On-Farm Euthanasia							
1.4.1	All euthanasia must be performed by a veterinarian or other trained person(s).	•			•	•	•
	① [1.4.1]: Producers will not be required to euthanize an animal in order to show compliance with this standard, but they must be able to describe the training they have received whether this is experiential or formal.						
1.4.2 ^M	Euthanasia technique(s) must cause rapid insensibility and be immediately followed by death.	•			•	•	•
	① [1.4.2]: The operation must be able to articulate to the auditor the visual indicators of death, and the physical parameters that confirm this.						
1.4.3	Animal handling associated with euthanasia must minimize distress experienced by the animal prior to loss of consciousness. If it is necessary to relocate an animal to conduct euthanasia, only lambs or ambulatory animals, where movement would not cause distress, discomfort or pain may be relocated.	•			•	•	•
	① [1.4.3]: A lamb may be moved if it can either walk, or be carried without causing distress; an older or larger animal may be moved onto a conveyance such as a tarp, sled, or cart and that conveyance may be dragged or moved.						
1.4.4	The person performing euthanasia must remain with the animal(s) until death is confirmed.	•			•	•	•
1.4.5 ^M	If an animal is identified as requiring euthanasia, this must be carried out within 24 hours.	•			•	•	•
	① [1.4.5]: Timely euthanasia is critical. G.A.P. understands that sheep may be managed in extensive systems and this may impact the time taken to handle the situation.						

STANDARD		Step Level					
		1	2	3	4	5	5+
1.4 On-Farm Euthanasia <i>Continued</i>							
1.4.6	<p>Acceptable methods of euthanasia for sheep include:</p> <ul style="list-style-type: none"> a. shot to the head with a firearm; b. penetrating and non-penetrating captive bolt guns in accordance to the manufacturer’s specifications. The captive bolt gun’s use must be immediately followed by a secondary method to ensure death (such as exsanguination or pithing); c. barbiturates or barbituric acid derivatives administered by a veterinarian or by personnel who are registered with the relevant authority. If pregnant animals are euthanized using this method, and the fetus is not to be saved, then additional time (as much as 20-25 minutes) is required to ensure death of the fetus. 	•			•	•	•
	<p>① [1.4.6 a]: If an operation plans to use a method of euthanasia not listed above, written approval from Global Animal Partnership must be received prior to use in order to meet this standard.</p> <p>① [1.4.6 b]: For polled sheep, the proper site for gunshot or placement of captive bolt is at or slightly behind the poll aiming toward the angle of the jaw (i.e. base of tongue).</p> <p>① [1.4.6 c]: For horned rams or ewes, the proper site is high on the forehead aiming toward the spinal canal or, alternatively, at or slightly behind the poll (i.e. behind the bony ridge between the horns) aiming toward the angle of the jaw or base of the tongue.</p>						
1.4.7	Euthanasia equipment must be maintained, cleaned and stored according to manufacturer’s specifications.	•			•	•	•
1.4.8	All euthanized/dead sheep must be removed from housing and/or outdoor areas in use immediately.	•			•	•	•
	<p>① [1.4.8]: It is the responsibility of the operation to dispose of dead animals according to local, state, provincial, territorial, and/or federal or national regulations. Removal can include burial, or composting in a designated area that will not put other livestock (such as lambs or weaker animals) at risk from transmission of diseases and predation.</p>						

2 ANIMAL CARE AND MANAGEMENT

STANDARD	Step Level					
	1	2	3	4	5	5+
2.1 Flock Management ⓘ <i>These standards do not require records to be kept for day-to-day management of animals but only when health or welfare issues arise (e.g. lameness or fly strike).</i>						
2.1.1	Sheep that are not on pasture (e.g. temporarily housed or in finishing lots) must be observed and monitored at least once daily. Records of any health or welfare issues that occur must be kept.					
2.1.2	Ewe-lambs, ewes who have required assistance at lambing or had other lambing problems must be observed and monitored at least once per day when lambing. Records of any health or welfare issues that occur must be kept. ⓘ [2.1.2]: See Section 2.11 regarding lambing requirements.					
2.1.3	All sheep not covered by Standards 2.1.1 and 2.1.2 must be seen at least weekly. Records of any health or welfare issues that occur must be kept. ⓘ [2.1.3 a]: While G.A.P. encourages more frequent observations, it is understood this may not always be possible in extensive operations. ⓘ [2.1.3 b]: When sheep are managed in extensive systems G.A.P. understands that it cannot be guaranteed that every individual animal is seen during checks but operations must still go out at least weekly to monitor their flocks.					
2.2 Body Condition ⓘ <i>See Appendix II for 5-point body condition scoring scale.</i>						
2.2.1	All breeding sheep must be body condition scored at least annually and a record of the results must be made available to the auditor. ⓘ [2.2.1 a]: G.A.P. recognizes that visually body condition scoring wool breed sheep is only possible after sheep have been shorn, and that scoring at other times requires sheep to be handled. ⓘ [2.2.1 b]: See information note at Section 7. Record-keeping and documentation mechanisms must be in place to meet this standard, but it is recognized that scoring of sheep on farm may not be available for review at the time of initial audit.					
2.2.2	Sheep with a body condition score of less than 2 must be receiving additional management to increase their body condition score. Any animal not responding to management, where their body condition has deteriorated further, must be euthanized according to Section 1.4.					

STANDARD		Step Level					
		1	2	3	4	5	5+
2.3 Handling and Restraint							
<p>① Across the world there are many sheep systems that use extensive grazing systems whether seasonally or year round. Sheep in these systems may mix with flocks belonging to other farmers and at certain points in the production cycle must be rounded up and sorted for example to take lambs to slaughter or return animals to their home farms. At this time G.A.P. requires that all farmers abide by the standards on handling sheep at all times. During this Pilot Phase, G.A.P. will undertake research on roundups and will determine whether additional standards specific to this practice are needed to ensure sheep welfare is maintained.</p> <p>① Producers will not be required to demonstrate sheep handling at the time of the audit. However, auditors will discuss handling protocols and will need to see any equipment used to handle and restrain animals.</p>							
2.3.1	Sheep must always be handled calmly.	•			•	•	•
	① [2.3.1] Examples of calm handling include using low-stress handling aids such as nylon flags, rattle/shaker paddles, shepherd hooks, sorting sticks or using the point of balance (flight zone) to move sheep.						
2.3.2 	Sheep must not be mistreated in any way during any handling. Mistreatment includes, but is not limited to rough physical contact, kicking, hitting and dragging.	•			•	•	•
	<p>① [2.3.2 a] G.A.P. recognizes that at shearing time movement of sheep between catcher and shearer could include handling such as pulling or pushing a sheep.</p> <p>① [2.3.2 b] For the purposes of this standard prohibited dragging is defined as pulling a sheep by its ears, tail, wool or by a single leg, or pulling/pushing a sheep with a mechanized vehicle. Catching and holding sheep by a single leg e.g. with shepherd hooks is acceptable but pulling a sheep like this is not.</p>						
2.3.3	Sheep must not be lifted solely by their horns and/or wool.	•			•	•	•
	① [2.3.3]: It is acceptable to use sheep's horns to hold or steady a sheep but not to lift it off the floor solely by its horns.						
2.3.4	Stock dogs can be used to herd and move sheep, but must be trained and controlled at all times.	•			•	•	•
	① [2.3.4]: Dogs must be properly trained. Dogs that bite sheep are unacceptable.						
2.3.5	Squeeze chutes/cradles must be operated in a manner that does not cause injury to sheep.	•			•	•	•
2.3.6	Sheep must not be restrained for longer than the time necessary to complete a treatment or routine procedure.	•			•	•	•
	<p>① [2.3.6 a]: For example, sheep must not be left in a squeeze chute while personnel are on a break.</p> <p>① [2.3.6 b]: See Standard 2.11.5 for information on restraint for fostering/grafting.</p>						
2.3.7	The time that sheep are inverted or held other than in the normal standing position must be minimized.	•			•	•	•
2.3.8 	The use of electric prods is prohibited.	•			•	•	•

STANDARD		Step Level					
		1	2	3	4	5	5+
2.4 Mulesing							
2.4.1	Mulesing is prohibited.	•			•	•	•
2.5 Shearing							
① See note at Standard 3.1.1 for information on provision of water pre-shearing.							
2.5.1	Adult wool breed sheep must be sheared at least once annually.	•			•	•	•
2.5.2	Sheep must not be sheared in the winter unless appropriate shearing combs are used so enough fleece remains for thermal comfort, or sheep are housed after shearing.	•			•	•	•
① [2.5.2]: Removal from pasture and housing sheep after shearing is only permitted when it meets the requirements of Section 4.							
2.5.3	After shearing, supplementary feed must be made available to sheep, if climatic conditions require.	•			•	•	•
2.5.4	Any sheep that is cut or otherwise injured during shearing must be treated immediately.	•			•	•	•
① [2.5.4]: Note that some antiseptic sprays used for treating cuts may contain antibiotics. Their use on market sheep would exclude the animal from being marketed as G.A.P. Certified. See Standard 1.2.1.							
2.6 Castration							
① Castration is known to cause pain and discomfort, and operations are strongly encouraged to administer, at a minimum, pre-operative local anesthetic and post-operative analgesia.							
① The average castration age of the flock is calculated by reviewing the spread of kidding dates and the date of castration.							
2.6.1 ^M	If lambs are castrated, the procedure must be completed prior to an average age of 6 weeks with a maximum individual age of 8 weeks. Any lamb castrated that is older than 8 weeks must adhere to Standard 2.6.4 or Standard 2.10.6. Records must be kept.	•			•		
① [2.6.1]: The average castration age of the flock is calculated by reviewing the spread of lambing dates and the date of castration.							
2.6.2	Castration is prohibited.					•	•
2.6.3	If lambs are castrated, the following methods only are permitted: a. rubber rings/bands; b. scalpel; c. bloodless clamp (burdizzo).	•			•		
① [2.6.3]: If an operation plans to use a method of castration not listed above, written approval from Global Animal Partnership must be received prior to on-farm use in order to meet this standard.							
2.6.4	Castration may only be performed outside of the age specified in Standard 2.6.1 if it is performed by a veterinarian using bloodless clamp (burdizzo) or scalpel and with pre-operative local anesthetic and post-operative analgesia. See also Standard 2.10.6.	•			•		

STANDARD		Step Level					
		1	2	3	4	5	5+
2.7 Branding							
2.7.1	All hot iron and freeze branding is prohibited.	•			•	•	•
2.8 Disbudding and Dehorning							
2.8.1	Disbudding is prohibited.	•			•	•	•
2.8.2	Dehorning is prohibited.	•			•	•	•
2.8.3	Tipping the ends of horns is only allowed when non-living horn material (i.e. the top part of the horn that is not innervated with blood vessels and/or nerve tissue) is removed.	•			•	•	•
2.9 Fly Strike Management and Tail Docking							
<p>① <i>To determine compliance with this section the auditor will review the records required by Section 2.1 and Standard 1.3.3 and will also carry out a dag score assessment as part of the farm audit. See Appendix III for details of the dag score.</i></p>							
2.9.1	Sheep must be managed to avoid build up of fecal matter around the tail and breech as this is a risk factor for fly strike.	•			•	•	•
	<p>① [2.9.1 a]: <i>To determine compliance with this standard the auditor will review the records required by Section 2.1 and Standard 1.3.3 and will also carry out a dag score assessment as part of the farm audit.</i></p> <p>① [2.9.1 b]: <i>Dag scores have a direct relationship to risk of fly strike. An animal with a dag score of 2 is twice as likely to get fly strike as an animal with a score of 1. An animal with a score of 4 is seven times more likely to be struck. 50% of sheep should have a dag score of 2 or less.</i></p>						
2.9.2	If lambs are tail docked, the procedure must be completed prior to an average age of 6 weeks with an individual maximum age of 8 weeks. Any lamb that is tail docked older than 8 weeks must adhere to Standard 2.9.6 or Standard 2.10.6. Records must be kept.	•			•		
	① [2.9.2]: <i>The average tail docking age of the flock is calculated by reviewing the spread of lambing dates and the date of tail docking.</i>						
2.9.3	If lambs are tail docked, the length of remaining tail must be sufficient to cover a ewe's vulva and a ram's anus.	•			•		
2.9.4	Tail docking is prohibited.					•	•
2.9.5	If lambs are tail docked, only the following methods are permitted: <ul style="list-style-type: none"> a. rubber rings/bands; b. scalpel; c. cauterizing blade; d. bloodless clamp (burdizzo). 	•			•		
	① [2.9.5]: <i>Combinations of the methods listed above are also permitted. For example research has shown that combining bloodless clamp (burdizzo) with rubber rings or scalpel can reduce pain.</i>						
2.9.6	Tail docking may only be performed outside of the age specified in Standard 2.9.2 if it is performed by a veterinarian using bloodless clamp (burdizzo) or cauterizing blade and with pre-operative local anesthetic and post-operative analgesia. See also Standard 2.10.6.	•			•		

STANDARD		Step Level					
		1	2	3	4	5	5+
2.10 Animal Identification							
2.10.1	Market sheep must be either uniquely identified or identified by group or lot tag.	•			•	•	•
	<i>① [2.10.1]: For example, ear tags, RFID/EID or tattoos are acceptable forms of identification. Ear notching at Steps 1-4 is acceptable (see Standard 2.10.3) – while G.A.P. prefers the use of ear tagging for animal identification over ear notching it is recognized that notching may be used, especially in areas where tags may be lost.</i>						
2.10.2	Animals can have no more than one dangle ear tag per ear.	•			•	•	•
	<i>① [2.10.2]: RFID tags/ EID tags, and metal clip tags are not considered ear tags for this standard, and are permitted in addition to other ear tags.</i>						
2.10.3	Ear notching must be performed with an ear-notching tool made for this purpose or a surgically sharp knife.	•			•		
	<i>① [2.10.3]: Ear notching tools may become blunt over time and must be replaced as needed.</i>						
2.10.4	Ear notching must not exceed 10% of the area of the ear.	•			•		
2.10.5	Ear notching is prohibited.					•	•
2.10.6	Any 'fall out animals' (i.e. animals that do not meet the Pilot Standards for Meat Sheep) cannot be marketed under G.A.P.'s 5-Step® Animal Welfare Pilot Standards for Meat Sheep. All fall out animals must be physically segregated or identified using a method that allows for instant visual identification (i.e. a colored tag where one color is used for program animals and another color is used for fall out animals). If these individual animals cannot be identified the entire group will be deemed to be out of program.	•			•	•	•
	<i>① [2.10.6]: It is recommended that breeding stock are uniquely identified in order to facilitate identification of any fall out animals that arise from management of breeders. If it is not possible to uniquely identify breeding stock, and to match ewe to lamb where necessary, then compliance problems with breeding stock could lead to loss of G.A.P. status on entire groups of lambs.</i>						
2.11 Lambing							
2.11.1	The number of assisted lambings must not exceed 10% per lamb crop. Records must be kept.	•			•	•	•
	<i>① [2.11.1]: The number of assisted lambings for this standard does not include cesarean sections. These are covered in Standard 2.11.2.</i>						
2.11.2	Cesarean sections:						
	<ul style="list-style-type: none"> a. must not exceed 1% of births per lamb crop; b. pain relief must be provided for surgery and recovery; c. a record must be kept. 	•			•	•	•
<i>① [2.11.2]: For small flocks of 100 animals or less, the tolerance is one (1) animal that has to have a cesarean and not the threshold percentage in the Standard.</i>							
2.11.3	Areas used for lambing, whether inside or out, must not put the ewe or her lambs at risk of illness or infection.	•			•	•	•
	<i>① [2.11.3]: Whether lambing takes place on pasture or indoors, areas must be clean and not contaminated with manure.</i>						




STANDARD		Step Level					
		1	2	3	4	5	5+
2.11 Lambing Continued							
2.11.4	Lambs that are orphaned, or those not receiving sufficient nutrition from the ewe must receive additional care.	•			•	•	•
	① [2.11.4]: Lambs from multiple births should be checked carefully to ensure the ewe can care for them all. See Section 2.12 for further details.						
2.11.5	Ewes may only be restrained in a lamb adopter pen for the purposes of grafting/fostering as a last resort and for a maximum of 72 hours.	•			•	•	•
Ⓜ	① [2.11.5]: Lamb adopter pens are specially constructed pens that hold the ewe's head in a yoke so that she cannot turn to sniff and reject the grafted/fostered lamb.						
2.12 Lamb Management (including artificially reared lambs)							
	① Artificially reared lambs are exempt from the requirements for pasture access – see information note at Standard 4.1.1.						
2.12.1	Lambs must receive colostrum as soon as possible after birth.	•			•	•	•
	① [2.12.1]: This can be achieved by checking that lambs have suckled naturally or by human intervention to bottle or tube feed colostrum.						
2.12.2	Lambs must be fed milk, milk replacer, or be grafted onto a ewe.	•			•	•	•
2.12.3	Artificially reared lambs must be fed milk or milk replacer at least twice per day.	•			•	•	•
2.12.4	Artificially reared lambs that are fed via self-feeders must be provided with at least one nipple per animal.	•			•	•	•
2.12.5	Artificially reared lambs must be provided with access to fresh clean water by 1 day of age and forage by 7 days of age.	•			•	•	•
	① [2.12.5]: This does not presume that forage forms a major part of the lambs' nutrition at this young age, but forage (which may include pasture) must be offered to lambs in addition to their feeds of milk replacer and/or other supplements.						
2.12.6	Artificially reared lambs must be raised in groups.	•			•	•	•
	① [2.12.6]: If there is a single artificially reared lamb a compatible companion animal should be found if possible, but if it is not possible this standard does not apply.						
2.12.7	Feeding equipment must be kept clean.	•			•	•	•

STANDARD		Step Level					
		1	2	3	4	5	5+
2.13 Weaning Age							
<p>① <i>The average weaning age of the flock is calculated by reviewing the spread of lambing dates for each lamb crop and the date of weaning. If the welfare of an individual ewe or lamb would be negatively affected by meeting the standards in this Section, earlier weaning is permitted. A record of any early weaning and the reason must be kept. Examples include but are not limited to:</i></p> <p><i>a. A ewe that has fallen ill or been injured and is unable to provide milk for her lamb(s);</i></p> <p><i>b. A lamb that has been injured, and is unable to nurse or compete with flock mate(s).</i></p> <p>① <i>If the welfare of the flock would be negatively affected by meeting the standards in this Section for reason of drought or flock illness, the operation must contact their G.A.P.-accredited Certifier.</i></p> <p>① <i>Artificially reared lambs have different weaning age requirements to lambs reared by their mothers.</i></p> <p>① <i>Records must be kept so that the requirements of this section can be reviewed.</i></p>							
2.13.1	Groups of lambs must be weaned no earlier than an average age of 12 weeks.	•			•		
	<p>① [2.13.1 a]: <i>Artificially reared lambs are excluded from this standard.</i></p> <p>① [2.13.1 b]: <i>As an example, an operation lambs between January 15 and March 31. 70% of ewes lamb in the first six weeks with the remainder evenly spread over the last few weeks. All lambs are weaned on June 15. Some individual lambs will be less than 12 weeks old on this date, but the average weaning age is over 12 weeks.</i></p>						
2.13.2	Groups of lambs must be weaned no earlier than an average age of 16 weeks.					•	•
	① [2.13.2]: <i>Artificially reared lambs are excluded from this standard.</i>						
2.13.3 M	The minimum age for any individual lamb to be weaned is 8 weeks.	•			•	•	•
	① [2.13.3]: <i>Artificially reared lambs are excluded from this standard.</i>						
2.13.4	The minimum weaning age for any artificially reared lamb is 4 weeks.	•			•	•	•
2.13.5	Lambs must be weaned using a low stress weaning method.				•	•	•
	① [2.13.5]: <i>Low stress weaning methods include fence line weaning, gradual removal of ewes from a group, removing ewes from the group to leave lambs in familiar surroundings and natural weaning. Artificially reared lambs are excluded from this standard.</i>						
2.14 Lameness							
<p>① <i>Lameness is the inability to use one or more limbs in a normal manner. Many things can cause lameness including: hoof rot, hoof scald, hoof overgrowth, dietary deficiencies, trauma (including breaks), and/or disease.</i></p> <p>① <i>Appendix I details what to look for to determine lameness and how to measure it in breeding and market sheep flocks.</i></p> <p>① <i>To determine compliance with this section the auditor will review the records required by Section 2.1 and Standard 1.3.3 and may also carry out a lameness assessment as part of the farm audit.</i></p>							
2.14.1	The operation must regularly assess hoof health and trim or treat hooves if necessary.	•			•	•	•

STANDARD		Step Level					
		1	2	3	4	5	5+
2.14 Lameness Continued							
2.14.2	Each operation must manage lameness levels so that these do not exceed 5% of the flock.	•			•	•	•
	① [2.14.2]: For small flocks of 100 animals or less, the tolerance is five (5) lame animals and not the threshold percentage in the Standard.						
2.14.3	If the incidence of lameness exceeds 5%, a working plan to reduce incidence levels must be documented and implemented. The plan must address, at a minimum, identification of cause of lameness and actions taken to correct the occurrence.	•			•	•	•
2.15 Mortality							
① Mortality includes animals that have died or been euthanized on-farm as well as animals that are missing or otherwise unaccounted for even when the body of the animal may not have been seen. G.A.P. recognizes that in extensive systems where animals range over large areas some may die or stray into neighboring flocks without being detected – even when regular flock checks take place. Records of mortality must therefore include animals that are missing from the flock as well as those known to have died or been euthanized.							
① Mortality will be assessed by a review of records.							
① Mortality due to predation must be recorded as per 2.15.1 but is not included in the targets in 2.15.2, 2.15.3 and 2.15.4.							
2.15.1	Records of mortality by category of animal, and the reason if known, must be kept.	•			•	•	•
	① [2.15.1]: Mortality due to predation is excluded from mortality targets in Standards 2.15.2, 2.15.3 and 2.15.4 but must still be recorded to meet the requirements of this standard.						
2.15.2	Pre-weaning mortality, excluding stillborn lambs and deaths due to predation, must not exceed 15% per calendar year.	•			•	•	•
2.15.3	Mortality of breeding stock, excluding deaths due to predation, must not exceed 7% per calendar year.	•			•	•	•
2.15.4	Mortality of market animals, excluding deaths due to predation, must not exceed 5% per calendar year.	•			•	•	•
	① [2.15.4]: For small flocks of 100 animals or less, the tolerance is five (5) animals and not the threshold percentage in the Standard.						
2.15.5	If mortality levels exceed the percentages above, a working plan to reduce mortality must be documented and implemented.	•			•	•	•
2.16 Hazard Management							
2.16.1	Equipment, fittings, fences, openings and protrusions must not injure sheep.	•			•	•	•
2.16.2	Sheep must not come into contact with any potentially toxic substances, such as those used for maintenance, sanitation, cleaning, and/or pest control.	•			•	•	•
2.17 Other Commercial Animals on the Operation							
2.17.1	All animals raised on the operation for which Animal Welfare Certified Standards exist, must be raised and handled according to Step 1 standards or higher.					•	•
	① [2.17.1] Animals kept as pets, show animals or other non-commercial situations are excluded from this standard.						

STANDARD		Step Level					
		1	2	3	4	5	5+
2.18 Domestic Animals on the Operation							
① <i>Domestic animals include dogs, cats, horses, goats, chickens or any other animals on the operation, including both pets and working animals</i>							
2.18.1	Neglect or abuse of domestic animals is prohibited.	•			•	•	•
2.18.2	All domestic animals on-farm must be provided: <ul style="list-style-type: none"> a. food and water on a daily basis, as evidenced by healthy body score condition; b. surroundings that do not cause them injury; c. an environment that allows for freedom of movement and exercise; d. a comfortable resting area that protects them from extremes of temperature; e. veterinary attention if required. 					•	•

3 FEED AND WATER

STANDARD		Step Level					
		1	2	3	4	5	5+
3.1 Water Availability							
	All sheep must have continuous access to drinking water.	•			•	•	•
3.1.1 	<p>① [3.1.1 a]: Drinking water might include drinkers and troughs or natural water sources like ponds, lakes, streams, rivers, and snow.</p> <p>① [3.1.1 b]: Snow cannot be the only water source for sheep other than non-lactating ewes and only then when they are habituated to using snow as a water source and there is sufficient clean fresh snow for this purpose.</p> <p>① [3.1.1 c]: Water can only be withheld for a maximum of 2 hours prior to the start of management practices such as shearing where sheep comfort will be better maintained when they are not full of water. Immediately after the management practice is completed for each individual sheep, water access must again be provided.</p> <p>① [3.1.1 d]: See also information note at Standard 6.1.1 regarding provision of water up to the time of transport.</p>						
3.1.2	Drinkers and water troughs must be kept clean.	•			•	•	•
3.2 Feeding Requirements							
3.2.1	All sheep, regardless of stage of production, must have access to feed daily.	•			•	•	•
	① [3.2.1]: This standard can be met by grazing sheep on pasture or through feeding a ration.						
3.2.2 	The feed ration, regardless of stage of production, must meet nutritional requirements.	•			•	•	•
3.2.3 	All sheep must have <i>ad-libitum</i> access to palatable fibrous feedstuffs such as grass, hay, haylage, silage, straw and/or corn stover in a quantity sufficient to ensure good rumen health.	•			•	•	•
	① [3.2.3]: The intent of this standard is to ensure that long stem forage is fed to sheep to promote long-term rumen health and functionality. This means that hay pellets, grass nuts and other similar products cannot be the only fibrous feedstuffs provided.						
3.2.4	Transition from one feed ration to another must minimize digestive upset to sheep.	•			•	•	•
3.2.5	Feeders and/or feeding system(s) must be designed, distributed, and/or provide enough space for sheep to eat their full ration.	•			•	•	•
3.3 Feed Hygiene							
3.3.1	Feed in storage bins, feeders and bunkers; and/or stored forages must not be moldy or mildewed, contaminated by rodents, or otherwise compromised in quality.	•			•	•	•
3.3.2	Feeders and feed troughs must be clean and free of debris.	•			•	•	•

STANDARD	Step Level						
	1	2	3	4	5	5+	
3.4 Additives and Ingredients in Feed and Water							
3.4.1 	Mammalian by-products in feed or water are prohibited.	•			•	•	•
	① [3.4.1]: <i>By-products include animal waste and products derived from slaughter/harvest process including meat, bone, blood and fat.</i>						
3.4.2 	Avian by-products in feed or water are prohibited.	•			•	•	•
	① [3.4.2]: <i>By-products include animal waste and products derived from slaughter/harvest process including meat, bone, blood, fat and feather.</i>						
3.4.3 	Fish and fish by-products in feed or water are prohibited.	•			•	•	•
	① [3.4.3]: <i>This includes whole fish, parts of fish, fish meal, fish by-products from the processing industry and other aquatic species and/or products (does not include seaweed or oyster shell) that are ingested by sheep.</i>						
3.4.4	Each operation must keep up-to-date feed ration ingredient lists, or tags, including mineral/vitamin mixes whether using purchased or home mixed feed. Lists and tags need to be made available to the auditor.	•			•	•	•

4 LIVING ENVIRONMENT

Meat sheep farms and ranches are largely pasture-based systems. The G.A.P. Standards only permit removal from pasture at Step 1 for finishing and at Steps 1 and 4 only when it is in the interest of sheep welfare, for example in poor weather conditions when natural shelter is unavailable, or to provide care to newborn lambs and fresh lambed ewes. To achieve higher Step-levels sheep and pasture land must be managed to allow continuous access year round.

① *An outdoor pen is defined as an outdoor area such as a dry lot or concrete pad with little or no growing vegetation.*

① *Pasture includes rangeland, grassland, planted pastures, managed pastures, wooded areas, harvested crop areas (for clean-up), and any other land where sheep have access to vegetation.*

STANDARD		Step Level					
		1	2	3	4	5	5+
4.1 Living Environment							
4.1.1	Sheep must have unrestricted daily access to pasture at all times when their welfare would not otherwise be adversely affected.	•			•		
	① [4.1.1 a]: <i>Sheep may only be removed from pasture when weather (actual or reasonably expected), soil or animal health conditions require this. Removal from pasture must be justified to the auditor. If weather conditions are used as the justification for removal from pasture the auditor will review historical weather data using the website wunderground.com.</i> ① [4.1.1 b]: <i>This excludes artificially reared lambs and ewes removed from pasture when lambing and their newborn lambs. See Standard 4.3.3.</i> ① [4.1.1 c]: <i>This excludes lambs and sheep removed from pasture under Standard 4.1.7.</i>						
4.1.2	If sheep are removed from pasture, they must be returned to it as soon as conditions allow.	•			•		
	① [4.1.2]: <i>These conditions could include the ability of soil and vegetation to support sheep.</i>						
4.1.3	If lambs destined to be marketed as G.A.P. Certified are born during the time when the flock is removed from pasture for the winter, they must spend at least 90 days on pasture before slaughter.				•		
	① [4.1.3]: <i>The purpose of this standard is to ensure lambs marketed at Step 4 are managed in ways that reflect the intent of this pasture-centered Step-level.</i>						
4.1.4	Sheep must have unrestricted access to pasture at all times. Removal from pasture for extreme weather events is permitted as long as it does not exceed 5 consecutive days, and 25 days throughout the calendar year. Records of time sheep spend off pasture must be kept.					•	•
	① [4.1.4 a] <i>Sheep may be given supplementary feed while on pasture.</i> ① [4.1.4 b]: <i>This excludes artificially reared lambs.</i> ① [4.1.4 c]: <i>If unforeseen extreme weather events occur round lambing time and operations need to exceed 5 consecutive days off pasture for ewes round lambing and their newborn lambs they should apply to G.A.P. for a deviation.</i>						

STANDARD		Step Level					
		1	2	3	4	5	5+
4.1 Living Environment <i>Continued</i>							
4.1.5	Pasture must be well managed to provide grazing for sheep and to avoid environmental damage. Sheep must not be stocked so heavily or for so long that they cause vegetation coverage to be denuded (reduced to bare earth) by more than 20%.	•			•	•	•
	① [4.1.5]: For example, if ungrazed vegetation coverage is 95% with the remaining 5% of the area bare earth, then sheep must be moved to fresh pasture areas before vegetation coverage drops to 75% or less and bare earth increases to 25% or more.						
4.1.6	Sacrificial pasture areas are only permitted for seasonal use, in place of removal from pasture to outdoor pens.	•			•		
	① [4.1.6 a]: Sacrificial pasture areas must be part of a rotation and cannot be used as sacrificial areas all year round. ① [4.1.6 b]: Use of sacrificial pasture areas must meet Standards 4.1.2 for Step 1 and 4 operations.						
4.1.7	Finishing lambs/sheep may be removed from pasture to a finishing lot. An individual animal must not spend more than 70 days of its life in a finishing lot. Records must be kept.	•					
	① [4.1.7]: This is in addition to any time when sheep are removed from pasture to protect their welfare. See Standard 4.1.1 and particularly note c.						
4.1.8	Sheep may not be removed from pasture to a finishing lot for finishing.				•	•	•
	① [4.1.8] Sheep may be given supplementary feed while on pasture.						
4.2 Shade and Windbreaks							
4.2.1	All sheep must be provided with shade, shelter, and/or windbreaks if necessary to protect them from adverse weather.	•			•	•	•
	① [4.2.1 a] Animals on feedlots for finishing and animals removed from pasture when there is adverse weather are included in this standard. ① [4.2.1 b] When sheep are on pasture natural features such as trees and hedges or topographical features such as gullies may be used as appropriate to provide shade and windbreaks.						
4.3 Living Environment when Sheep are Removed from Pasture							
① Not all of the standards in this Section apply to Steps 5 and 5+ as sheep at these Step levels are only removed from pasture for short periods of time in extreme weather.							
① Sheep may only be removed from pasture as described in Section 4.1.							
① See Appendix IV for Mud Scoring scale.							
4.3.1	If housing is used, sheep must have continuous, unobstructed access to the outdoors during daylight hours, when weather conditions allow.	•					
	① [4.3.1]: Housed sheep may only be excluded from access to the outdoors when weather, soil or animal health conditions require this. Housing with no access to the outdoors must be justified to the auditor. If weather conditions are used as the justification for excluding sheep from outdoor access the auditor will review historical weather data using the website wunderground.com.						
4.3.2	If housing is used, sheep must have continuous, unobstructed access to the outdoors during daylight hours.				•		

STANDARD		Step Level					
		1	2	3	4	5	5+
4.3 Living Environment when Sheep are Removed from Pasture <i>Continued</i>							
4.3.3	If conditions allow the rest of the flock to be on pasture, ewes getting ready to lamb, and ewes with newborn lambs may still be housed continuously but only for a maximum of 7 days. ① [4.3.3]: See information note b at Standard 4.1.1.	•			•		
4.3.4	Ewes and lambs may be kept in individual lambing pens for a maximum of 72 hours. ① [4.3.4]: If individual fresh lambed ewes or newborn lambs have health problems they may be kept in individual pens for longer periods. See also Standard 1.3.6.	•			•	•	•
4.3.5	Indoor individual lambing pens must be at least 16 ft ² (1.5m ²).	•			•		
4.3.6	Ewes and lambs that are more than 72 hours old, must be kept in groups.	•			•	•	•
4.3.7	No more than 25% of sheep may have a mud/dirtiness score of 2. ① [4.3.7]: This standard will be assessed by the auditor who will look at the condition of the pens and also the condition of the animals in the pen using a Mud Score (see Appendix IV).	•			•		
4.3.8	All indoor pens must have bedding that is maintained to ensure that all sheep are provided with a clean and dry place to lie. ① [4.3.8]: Bedding is provided for comfort, thermal protection, and to aid in maintaining sheep cleanliness. Acceptable bedding materials include sawdust, wood shavings, wood chips, rice hulls, corn stalks, long or chopped hay and straw. Rubber mats are not considered bedding, and therefore do not meet this standard if used on their own.	•			•	•	•
4.3.9	Sacrificial pasture areas or other outdoor pens used when sheep are removed from pasture must provide the animals with a bedded place to lie. ① [4.3.9]: This standard does not apply to the outdoor exercise areas attached to housing specified in Standards 4.3.1 and 4.3.2.				•	•	•
4.4 Environmental Enrichment							
4.4.1	Any lambs removed from pasture, whether weaned or with ewes, must be provided with one raised platform per group or part group of 50 lambs as environmental enrichment. ① [4.4.1 a]: Raised platforms could be small square hay or straw bales or man-made structures of a similar height. ① [4.4.1.b]: Lambs 7 days old or less are excluded from this standard. ① [4.4.1 c]: Adult sheep do not count towards the group size for enrichment provision. For example where a farm has a group consisting of 28 ewes and 30 lambs only one raised platform would be required. If the farm has a group of 58 lambs, two raised platforms would be required.	•			•		

STANDARD		Step Level																	
		1	2	3	4	5	5+												
4.5 Space Requirements																			
<p>① For sheep kept solely on pasture, there is no set area per animal per pen required, but see requirement to maintain vegetative cover in Standard 4.1.4.</p> <p>① Ewes and newborn lambs in individual lambing pens are not subject to the space allowances in this Section (see instead Standard 4.3.5).</p> <p>① Conversion of space requirements from ft² to m² is subject to rounding.</p>																			
4.5.1	In finishing lots a minimum of 55 ft ² (5m ²) per animal must be available.	•																	
4.5.2	When the use of indoor pens is justified, sheep must have a minimum space allowance that meets the figures in the table below.	•																	
	<table border="1"> <thead> <tr> <th>Type of animal</th> <th>Bedded lying area per animal ft² (m²)</th> </tr> </thead> <tbody> <tr> <td>Ewe</td> <td>14 (1.3)</td> </tr> <tr> <td>Ewe and single lamb</td> <td>18 (1.7)</td> </tr> <tr> <td>Additional lambs</td> <td>4 (0.4)</td> </tr> <tr> <td>Weaned lambs</td> <td>9 (0.8)</td> </tr> <tr> <td>Ram</td> <td>17 (1.6)</td> </tr> </tbody> </table>							Type of animal	Bedded lying area per animal ft ² (m ²)	Ewe	14 (1.3)	Ewe and single lamb	18 (1.7)	Additional lambs	4 (0.4)	Weaned lambs	9 (0.8)	Ram	17 (1.6)
	Type of animal							Bedded lying area per animal ft ² (m ²)											
	Ewe							14 (1.3)											
	Ewe and single lamb							18 (1.7)											
	Additional lambs							4 (0.4)											
Weaned lambs	9 (0.8)																		
Ram	17 (1.6)																		
① [4.5.2 a]: See Standard 4.1.1 and associated notes for details of justification for bringing sheep off pasture.																			
① [4.5.2 b]: For Step 1, the space above is in addition to the outdoor area specified in 4.3.1 and 4.5.4 (if this is applicable).																			
4.5.3	When the use of indoor pens is justified, sheep must have a bedded area that meets the figures in the table below.																		
	<table border="1"> <thead> <tr> <th>Type of animal</th> <th>Bedded lying area per animal ft² (m²)</th> </tr> </thead> <tbody> <tr> <td>Ewe</td> <td>15 (1.4)</td> </tr> <tr> <td>Ewe and single lamb</td> <td>21 (2.0)</td> </tr> <tr> <td>Additional lambs</td> <td>4 (0.4)</td> </tr> <tr> <td>Weaned lambs</td> <td>10 (0.9)</td> </tr> <tr> <td>Ram</td> <td>21 (2.0)</td> </tr> </tbody> </table>							Type of animal	Bedded lying area per animal ft ² (m ²)	Ewe	15 (1.4)	Ewe and single lamb	21 (2.0)	Additional lambs	4 (0.4)	Weaned lambs	10 (0.9)	Ram	21 (2.0)
	Type of animal							Bedded lying area per animal ft ² (m ²)											
	Ewe							15 (1.4)											
	Ewe and single lamb							21 (2.0)											
	Additional lambs							4 (0.4)											
Weaned lambs	10 (0.9)																		
Ram	21 (2.0)																		
① [4.5.3 a]: See Standard 4.1.1 and associated notes for details of justification for bringing sheep off pasture.																			
① [4.5.3 b]: For Step 4, the bedded lying areas above are in addition to the exercise area required in 4.5.4.																			

STANDARD		Step Level																	
		1	2	3	4	5	5+												
4.5 Space Requirements <i>Continued</i>																			
4.5.4	When the use of indoor pens is justified, sheep must have a bedded area that meets Standard 4.5.2 (Step 1) or 4.5.3 (Step 4) and additionally an outdoor exercise area that meets the requirements of the table below. This applies when the conditions of standard 4.3.1 are met for Step 1 operations and for all Step 4 operations.																		
	<table border="1"> <thead> <tr> <th>Type of animal</th> <th>Exercise area per animal ft² (m²)</th> </tr> </thead> <tbody> <tr> <td>Ewe</td> <td>27 (2.5)</td> </tr> <tr> <td>Ewe and single lamb</td> <td>33 (3.0)</td> </tr> <tr> <td>Additional lambs</td> <td>5 (0.5)</td> </tr> <tr> <td>Weaned lambs</td> <td>12 (1.1)</td> </tr> <tr> <td>Ram</td> <td>27 (2.5)</td> </tr> </tbody> </table>	Type of animal	Exercise area per animal ft ² (m ²)	Ewe	27 (2.5)	Ewe and single lamb	33 (3.0)	Additional lambs	5 (0.5)	Weaned lambs	12 (1.1)	Ram	27 (2.5)	•			•		
	Type of animal	Exercise area per animal ft ² (m ²)																	
	Ewe	27 (2.5)																	
	Ewe and single lamb	33 (3.0)																	
	Additional lambs	5 (0.5)																	
Weaned lambs	12 (1.1)																		
Ram	27 (2.5)																		
① [4.5.4 a]: See Standard 4.1.1 and associated notes for details of justification for bringing sheep off pasture.																			
① [4.5.4 b]: The exercise area need not be bedded.																			
① [4.5.4 c]: This Standard does not apply to sheep at Step 5 and 5+ as they are only removed from pasture for short periods of time in extreme weather.																			
4.6 Flooring																			
① Slatted floors are defined as any type of flooring that has one or more open spaces to allow drainage of urine and feces.																			
① Sheds or shelters used to temporarily hold or handle sheep – for example shearing sheds – are exempt from these standards provided sheep are held for no more than 48 hours.																			
4.6.1	In housing, slatted floors must not exceed 25% of the total floor area available to the animals.	•																	
4.6.2	Slatted floors are prohibited.				•	•	•												
4.7 Air Quality																			
4.7.1	When sheep have access to housing, air quality must be assessed and recorded daily, using calibrated meters or sensory evaluation at the animal level.	•			•														
	① [4.7.1 a]: See Appendix V for standardized sensory evaluation protocol. ① [4.7.1 b]: This standard only applies to Step 4 when sheep must be removed from range and housed, not when sheep have free access to a shelter or house on range.																		
4.7.2	Air quality levels must not exceed the following levels when calibrated meters are used: a. dust: 10 mg per cubic meter; b. ammonia: 20 ppm; c. OR score 2-5 on the air quality scale in Appendix V.	•			•														
4.7.3	If air quality is found to exceed the levels in Standard 4.7.2 a working plan to improve it must be implemented that same day.	•			•														

5 RODENT AND PREDATOR CONTROL

STANDARD		Step Level					
		1	2	3	4	5	5+
5.1 Rodent Control Program							
① <i>The Standards in this Section are applicable to any rodent control efforts, whether contracted or not, designed to minimize contamination of feed for sheep.</i>							
5.1.1	Good sanitation must be the first level of rodent control.	•			•	•	•
	① [5.1.1]: <i>Good sanitation includes exclusion of rodents from buildings, bays, or bins where grain or other feeds are stored; clear up of spills of feed; and management of trash to reduce attracting or harboring rodents.</i>						
5.1.2	If good sanitation is ineffective an integrated rodent control program must be implemented. This program must include: <ul style="list-style-type: none"> a. methods of control that only target rodents; b. an assessment of different methods of lethal control; c. if traps are used they must be species specific, appropriately located and must be designed to cause rapid death; d. licensed rodenticides are only used in areas where traps will be ineffective (traps are most effective in enclosed spaces and rodent runs). 	•			•	•	•
	① [5.1.2]: <i>Glue boards, drowning, and drowning traps do not meet the above requirements.</i>						
5.2 Predator Control							
① <i>The standards in this Section are applicable to any predator control efforts, whether contracted or arranged by an outside third party. Control of predators must not violate any local, state, provincial, territorial, federal, national, or other laws.</i>							
5.2.1	When predators are considered to be a problem, each operation must have a predator control program in place.	•			•	•	•
5.2.2	Non-lethal exclusion of predators from housing and occupied outdoor areas must be the first level of control.	•			•	•	•
5.2.3	If non-lethal methods are ineffective and sheep are at risk, shooting is the only method of lethal control allowed and is only allowed if the shooter is skilled and the shot kills immediately.	•			•	•	•
5.2.4	Ⓜ Poisons, drowning, all snares, leg hold traps and all traps other than live traps are prohibited.	•			•	•	•
5.2.5	Any live traps must be checked at least once daily and captures must be acted upon within 24 hours.	•			•	•	
	① [5.2.5]: <i>Live traps, also known as humane traps, do not contain poison or in any other way result in lethal control.</i>						
5.2.6	Any live traps must be checked at least twice daily and captures must be acted upon within 24 hours.						•
	① [5.2.6]: <i>Live traps, also known as humane traps, do not contain poison or in any other way result in lethal control.</i>						

STANDARD		Step Level					
		1	2	3	4	5	5+
5.3 Guardian Animals							
5.3.1	Guardian animals must be well suited to guardian duty.	•			•	•	•
	<p>① [5.3.1]: This includes dogs, llamas, donkeys and any other animals that may be used for guardian duties. The animal must be:</p> <ul style="list-style-type: none"> a. well trained; b. capable of deterring predators in the area; c. does not harm the animals it is guarding; AND is d. suitable for the environmental conditions of the farm. 						

6 TRANSPORT

- ① The following transport standards apply for all transport between operations, collection points and slaughter facilities.
- ① Transport standards apply to all off-farm movement and any on-farm movement that exceed 2 hours. Movement within the operation is not considered transport unless it exceeds 2 hours.
- ① Most transport standards do not apply for Step 5+ since in general animals at this Step can't be transported off farm.
- ① Any operation utilizing transport companies with drivers and/or loading crews holding a current third party sheep transport quality assurance certification may automatically be in compliance with some standards in Sections 6.3, 6.4 and 6.5 below. Operations must contact G.A.P. for verification.
- ① If operations do not carry out their own transport and do not use transport companies with drivers and/or loading crews holding a current third party sheep transport quality assurance the transport company (or companies) they use must complete G.A.P.'s Transport Personnel Responsibilities, Training and Procedures form. This document must be completed for each certification cycle.

STANDARD		Step Level					
		1	2	3	4	5	5+
6.1 Water and Feed Withdrawal							
6.1.1	Water must be continuously available until loading begins.	•			•	•	
	① [6.1.1]: Water can only be withheld for a maximum of 2 hours prior to transport when sheep are to be loaded on multiple decked vehicles. The allowance prevents sheep on lower decks being soiled by urine from sheep on upper decks.						
6.1.2	Feed cannot be withheld for more than 8 hours prior to loading.	•			•	•	
6.2 Condition of Sheep at Loading							
6.2.1	Transporting sheep that meet any of the following conditions is prohibited: <ul style="list-style-type: none"> a. sheep that are sick, injured, weak, or disabled; b. sheep that are lameness score 2 (see Appendix I); c. sheep that are non-ambulatory; d. sheep in poor body condition (< BCS 2). 	•			•	•	•
	① [6.2.1]: This includes pregnant ewe lambs as well as older ewes.						
6.2.2	Pregnant ewes must not be transported in the last trimester of pregnancy.	•			•	•	
6.3 Loading/Unloading							
6.3.1	Sheep must always be handled calmly.	•			•	•	•
	① [6.3.1] Examples of calm handling include using low-stress handling aids such as nylon flags, rattle/shaker paddles, shepherd hooks, sorting sticks or using the point of balance (flight zone) to move sheep.						
6.3.2	Sheep must never be kicked, hit, dragged or mistreated in any way while being loaded or unloaded.	•			•	•	
6.3.3	Sheep must not be loaded or unloaded by lifting them by, or pulling on, their horns or wool.	•			•	•	
6.3.4	The use of electric prods by personnel and/or truckers is prohibited.	•			•	•	

STANDARD		Step Level																							
		1	2	3	4	5	5+																		
6.4 Transport and Loading Equipment																									
6.4.1	Transport trailers must be cleaned after each use.	•			•	•																			
6.4.2	Transport trailers, including ramps and chutes, must be in good condition.	•			•	•																			
6.4.3	Ramp slopes for the first deck must be no more than 20 degrees (incline angle). ① [6.4.3]: <i>Where possible ramp slopes (incline angle) for higher decks should be no more than 20 degrees.</i>	•			•	•																			
6.4.4	Ramps must be fitted with cleats, treads, non-slip surfaces or stair steps to minimize the risk of slips and falls during loading and unloading.	•			•	•																			
6.4.5	Trailers must have access point(s) for drivers to be able to access animals, if necessary, during transport.	•			•	•																			
6.4.6	Transport density (during normal weather conditions) should not exceed the following stocking densities:																								
	<table border="1"> <thead> <tr> <th>Category</th> <th>Weight lbs (kg)</th> <th>Area per animal ft² (m²)</th> </tr> </thead> <tbody> <tr> <td rowspan="2">Shorn sheep</td> <td><120 lbs (<55kg)</td> <td>2 ft² (0.2m²)</td> </tr> <tr> <td>> 120 lbs (>55 kg)</td> <td>3 ft² (0.3m²)</td> </tr> <tr> <td rowspan="2">Unshorn sheep</td> <td><120 lbs (<55kg)</td> <td>3 ft² (0.3m²)</td> </tr> <tr> <td>> 120 lbs (>55 kg)</td> <td>4 ft² (0.4m²)</td> </tr> <tr> <td rowspan="2">Pregnant ewes</td> <td><120 lbs (<55kg)</td> <td>4 ft² (0.4m²)</td> </tr> <tr> <td>> 120 lbs (>55 kg)</td> <td>5 ft² (0.5m²)</td> </tr> </tbody> </table>	Category	Weight lbs (kg)	Area per animal ft ² (m ²)	Shorn sheep	<120 lbs (<55kg)	2 ft ² (0.2m ²)	> 120 lbs (>55 kg)	3 ft ² (0.3m ²)	Unshorn sheep	<120 lbs (<55kg)	3 ft ² (0.3m ²)	> 120 lbs (>55 kg)	4 ft ² (0.4m ²)	Pregnant ewes	<120 lbs (<55kg)	4 ft ² (0.4m ²)	> 120 lbs (>55 kg)	5 ft ² (0.5m ²)	•			•	•	
	Category	Weight lbs (kg)	Area per animal ft ² (m ²)																						
	Shorn sheep	<120 lbs (<55kg)	2 ft ² (0.2m ²)																						
		> 120 lbs (>55 kg)	3 ft ² (0.3m ²)																						
	Unshorn sheep	<120 lbs (<55kg)	3 ft ² (0.3m ²)																						
		> 120 lbs (>55 kg)	4 ft ² (0.4m ²)																						
Pregnant ewes	<120 lbs (<55kg)	4 ft ² (0.4m ²)																							
	> 120 lbs (>55 kg)	5 ft ² (0.5m ²)																							
① [6.4.6]: <i>Conversion of space requirements and weights from ft² to m² and pounds to kilograms is subject to rounding.</i>																									
6.4.7	Horned and non-horned sheep must not be transported in the same compartment unless they have been reared together.	•			•	•																			
6.4.8	Sheep must be protected from weather during transport.	•			•	•																			
	① [6.4.8]: <i>The following are examples of modifications made to the transport conditions in order to protect livestock:</i> <ul style="list-style-type: none"> - covering the trailer with a roof; - closing, blocking or plugging a portion of the ventilation holes/slots; - grouping sheep on the truck by size; - transporting sheep early in the morning or at night to avoid high temperatures; - minimizing the time in lairage (if sheep are held in the truck); AND/OR - using a published 'Livestock Weather Safety Index' to determine weather risks that pose a risk to sheep – note that shorn sheep may be susceptible to frostbite. 																								

STANDARD		Step Level					
		1	2	3	4	5	5+
6.5 Transport Personnel Responsibilities and Procedures							
6.5.1	There must be a clear, written procedure, which includes actions and contact numbers, for the driver to follow in case of an accident or emergency.	•			•	•	
6.5.2	The driver must be knowledgeable in all of his or her responsibilities and transport protocols.	•			•	•	
6.5.3	The driver is responsible for all animals on the truck during transport.	•			•	•	
6.5.4	If the truck is scheduled to pick up sheep from more than one operation, a separate bill of lading/delivery note including G.A.P. certification information must be kept for each operation.	•			•	•	
6.6 Transport Duration							
① <i>Transport duration is calculated as follows:</i>							
a) Operation to Operation: time from first animal loaded onto truck at the originating operation to time last animal is unloaded at the receiving operation.							
b) Operation to Slaughter Facility: time from first animal loaded onto truck at the finishing operation to arrival at the slaughter facility.							
c) Operations that Use Collection Points: time from the first animal loaded on the truck at the originating operation to arrival at the collection point AND time the truck departs the collection point to arrival at the slaughter facility. Loading/unloading and time spent at the collection point are not included in the calculation for transport duration. See G.A.P.'s Animal Welfare Pilot Standards for Meat Sheep and Meat Goat Collection Points.							
6.6.1	Transport duration must not exceed 18 hours.	•			•	•	
①	[6.6.1]: <i>Breeding stock purchased under the provisions of 1.1.8 and 1.1.9 are not included in this standard and could therefore be transported for periods longer than 18 hours if this is necessary to obtain suitable genetics.</i>						
6.6.2	Transport of market sheep is prohibited.						•
6.7 Transport Records							
6.7.1	Transport records must be kept for each vehicle, made available for review, and include: <ul style="list-style-type: none"> a. date of movement; b. loading start and end times for each vehicle transporting sheep to another operation and/or collection point/slaughter facility; c. departure and arrival times for each vehicle transporting sheep to another operation and/or collection point/slaughter facility; d. number of sheep transported; e. reasons for any stops or delays en route; f. any mortality during transport. 	•			•	•	
① [6.7.1]: <i>It is the operation's responsibility to keep all copies of transport records, whether the operation transports animals themselves or contracts transport.</i>							



STANDARD		Step Level					
		1	2	3	4	5	5+
6.8 Sale/Auction barns							
6.8.1	Sale of any sheep through auction or sales barns is prohibited.					•	•
	① [6.8.1]: <i>Sheep such as cull ewes can be sold and sent direct to slaughter, but cannot be sold to slaughter via an auction or sale barn.</i>						

7 PLANS, PROTOCOLS, PROCEDURES, TRAINING, RECORDS AND TRACEABILITY

① Certain historical records and documents included in this Section may not be available at the time of initial audit as the operation applying for G.A.P. certification was unaware they would be required and, therefore, cannot create them for past events, treatments, assessments, or practices. At the time of initial audit, record-keeping and documentation mechanisms must be in place to meet each of these standards, and records and documentation for, at a minimum, the sheep presently on-site must be available.

STANDARD		Step Level					
		1	2	3	4	5	5+
7.1 Written Farm/Animal Health/System Plan							
7.1.1	<p>Each operation must have a written plan describing:</p> <ul style="list-style-type: none"> a. an overview of the operation, including size, type/stage of production, location, typical climatic conditions b. operational practices and policies for meat sheep production, including: <ul style="list-style-type: none"> i. provisions for daily feed and water, including ration details; ii. health programs (e.g. supplementation, vaccination and other preventative, maintenance and/or health promoting practices); iii. routine husbandry procedures; iv. care of sick, ill and/or injured sheep, including on-farm euthanasia policies; v. management of outdoor areas and pasture; vi. rodent and predator control practices; vii. environmental management (i.e. to reflect how various environmental challenges are handled such as large fluctuations in temperature, excessive humidity, freezing rain, etc.); c. emergency procedures, including those for natural disasters, fire, water shut off, and if applicable power failure. 	•			•	•	•
	<p>① [7.1.1]: The written farm plan can be provided by an affiliated group (e.g. a producer group, co-operative, marketing entity) or created with the aid of external consultation (e.g. extension agents, veterinarians, peers), but must include information specific and relevant to the operation applying for G.A.P. certification.</p>						

STANDARDS		Step Level					
		1	2	3	4	5	5+
7.2 Biosecurity Procedures and Protocols							
7.2.1	<p>Each operation must have a documented and implemented biosecurity program that covers:</p> <ul style="list-style-type: none"> a. procedures for bringing any sheep onto the site, including new animals and any returning animals (e.g. 4H lambs; breeding rams used for stud service); b. procedures and policies for employees; c. procedures and policies for visitors to the operations (e.g. provision of foot baths, booties, protective clothing; minimizing visitors; and visitor logs); d. feed trucks and equipment delivery to the operation; e. shared borders with neighboring operations, if applicable; f. clean-out procedures of housing and pens between groups of animals. 	•			•	•	•
7.3 Alternative Power Supply							
7.3.1	<p>If power is essential to the operation of heating, cooling, ventilation, watering, and/or feeding systems, each operation must have:</p> <ul style="list-style-type: none"> a. an alternative power supply and/or a fail safe device in working condition; AND b. a method of notification in the event of power failure alarm. 	•			•	•	•
7.4 Training							
7.4.1	<p>Each operation must provide training to all sheep care-givers (whether full time, part time, seasonal or contractual) and/or managers that:</p> <ul style="list-style-type: none"> a. is written and/or hands-on; b. is presented in all necessary languages; c. includes instruction on recognizing signs of normal and abnormal sheep behavior; d. describes all aspects of the individual's responsibilities; e. describes emergency procedures; f. is provided prior to the individual's handling of any sheep on the operation; g. covers all requirements of this version of G.A.P.'s 5-Step® Animal Welfare Pilot Standards for Meat Sheep; h. is on-going as necessary and, at a minimum, when any changes affecting the care and management of sheep are implemented. 	•			•	•	•
7.4.2	<p>Each operation must keep a record of all care-giver's training (whether full time, part time, seasonal or contractual), including dates of training and topics covered.</p> <p>① [7.4.2 a]: Training includes initial, re-training and on-going training.</p> <p>① [7.4.2 b]: This record-keeping standard applies to all care-givers but does not include immediate family members.</p>	•			•	•	•

STANDARD		Step Level					
		1	2	3	4	5	5+
7.5 General Records Requirements							
7.5.1 	Records must be written and made available to the auditor and/or certification company. Acceptable formats include, but are not limited to; record sheets and cards, calendars, notebooks, and computer documents.	•			•	•	•
	① [7.5.1]: Records can be collected and stored by producer groups, but must be available at the time of audit.						
7.5.2	Records must be presented in an organized manner.	•			•	•	•
7.5.3	All records, reports, Step certificates, and other materials and correspondence relating to Step certification must be kept for at least one certification cycle.	•			•	•	•
7.6 Traceability and Chain of Custody							
7.6.1 	Each operation must have individual flock records that can trace the source of all animals on the operation. Any animal purchased by the operation must also be traceable back to birth.	•			•	•	•
	① [7.6.1 a]: See 6(e) in the Program Requirements for segregation protocol requirements. ① [7.6.1 b]: For operations supplying producer groups, it is acceptable for the producer group to record and maintain this information for individual operations.						
7.6.2	Each G.A.P. Certified operation must have a chain of custody system with written records. For each shipment of sheep transported off the operation, whether to another operation, collection point or to a slaughter facility, the records must include: <ul style="list-style-type: none"> a. the number of sheep transported; b. date of transport; c. Step-level; d. certificate number; e. certificate expiry date; f. indicate if transport is operation-to-operation, operation-to-collection point, collection point-to-slaughter facility, or operation-to-slaughter facility; g. any deviations granted including the standard number and length of approval. 	•			•	•	
	① [7.6.2]: Chain of custody can be organized by the individual operation or by an affiliated group (e.g. a producer group, co-operative, marketing entity).						
7.6.3	A copy of the chain of custody record from each shipment of sheep must be kept (for every certified operation) for review by the auditor at re-inspection.	•			•	•	•
7.6.4	Operations that utilize collections points must use locations that are G.A.P. Certified.	•			•	•	
	① [7.6.4]: It is the producer group/marketing entity/co-op/individual operation's responsibility to ensure their collection point holds a valid certificate. See G.A.P.'s Animal Welfare Pilot Standards for Meat Sheep and Meat Goat Collection Points.						

8 SLAUGHTER REQUIREMENTS




① This Section only applies to entities that are marketing animals as G.A.P. Certified (e.g. finishing operations, producer group, co-operative, marketing entity).

① The Standards in this Section will be verified through a desk audit of the slaughter facility's current third party animal welfare audit rather than an on-site audit.

STANDARD		Step Level					
		1	2	3	4	5	5+
8.1 General Requirements							
① Operations, or the affiliated group (e.g. a producer group, co-operative, marketing entity), must provide a complete copy of the current third party animal welfare audit for all slaughter facilities used by the Operation or affiliated group to the certifier to verify this Section. G.A.P. accredited certifiers will review the audit and assess eligibility to meet this Section.							
① The animal welfare slaughter audit does not have to be conducted by a G.A.P. accredited certification company. Operations and suppliers are encouraged to check with their retail partners to ensure the certifier used for their slaughter audit is in compliance with the retailer's buying requirements.							
① These standards apply to slaughter in a facility and at a mobile or on-farm slaughter facility.							
8.1.1	Any slaughter facility being used by G.A.P. Certified operations must be audited to Section 8 of these standards once every 15 months. The slaughter facility will not be assigned a Step-level, but rather will be granted a pass/fail designation following the review.	•			•	•	•
①[8.1.1]: The entity that is marketing animals as G.A.P. Certified must ensure their slaughter facility has passed a review by a G.A.P. accredited certifier.							
8.1.2	All animals must be stunned and rendered insensible prior to slaughter.	•			•	•	•
8.1.3	All operations holding a current G.A.P. certificate, where animals will be marketed as G.A.P. Certified, must be slaughtered at a slaughter facility that has passed and holds a current third party animal welfare audit based on the American Meat Institute's <i>Recommended Animal Handling Guidelines and Audit Guide</i> (July 2013 edition) with a minimum overall score of at least 90%, and an effective stun/ kill rate of at least 95% on the first attempt, in order for animals to be marketed as G.A.P. Certified.	•			•	•	•
8.2 Segregation and In-Facility Traceability							
8.2.1	All slaughter facilities used by the operation or affiliated group must provide a copy of their written in-facility segregation and traceability protocol outlining how G.A.P. Certified animals, and differing Step-levels if applicable, are kept segregated from non-G.A.P. Certified animals and product.	•			•	•	•
8.2.2	Animals must be processed on-farm using an on-farm slaughter facility or a mobile slaughter unit.						•

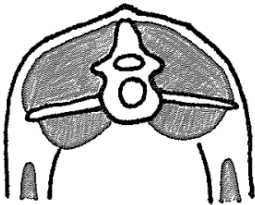
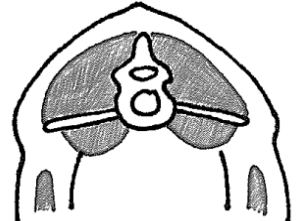
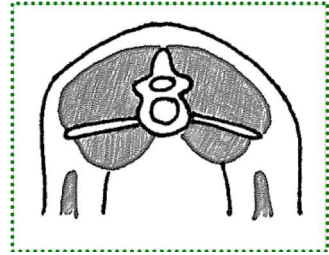

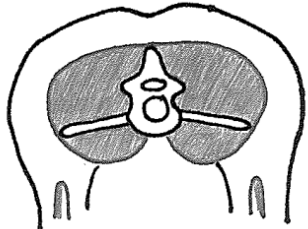
Appendix I: Lameness Scoring

Visually assess sheep from the side and behind to get the best view of the animal. Lameness should be assessed in both the breeding flock (including replacement animals) and market animals. On occasion it might be difficult to see hooves due to tall vegetation/snow.

Score 0	Score 1	Score 2
		
<p style="text-align: center;">Sound</p> <p>Animal able to walk normally, bearing weight equally on all 4 legs. Easy, fluid strides and no head bob.</p>	<p style="text-align: center;">Moderately Lam</p> <p>Animal has a limp, a head bob, and shortened strides but is still able to keep up with the flock. Animal may be hesitant to stride out. When standing still there may be frequent weight shifting onto toes/heels.</p>	<p style="text-align: center;">Severely Lam</p> <p>Animal walks with an obvious limp and is no longer able to keep up with the flock. The animal has a pronounced head bob, takes deliberate, choppy strides, and may not put any weight on the affected leg. Animals may graze/feed by resting on their knees.</p>

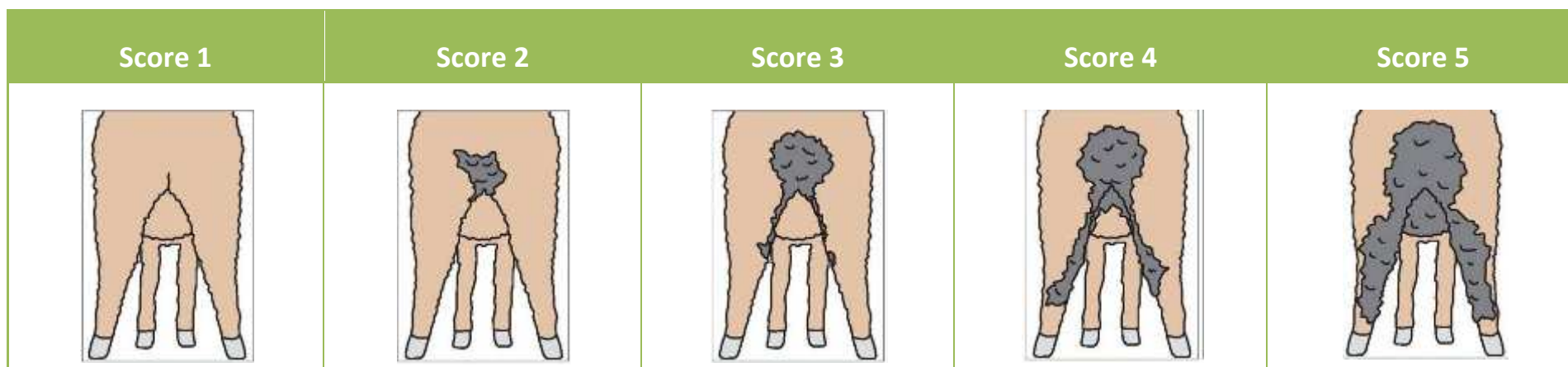
Appendix II: Body Condition Scoring – 5 point scale

G.A.P. recognizes that visually body condition scoring wool breed sheep is only possible after sheep have been shorn, and that scoring at other times requires sheep to be handled.

BCS1	BCS2	BCS3	BCS4	BCS5
Emaciated	Thin	Ideal	Fat	Obsese
				
The spinous and transverse processes are sharp and prominent. Loin muscle is shallow with no fat cover. Ribs are clearly visible	Spinous processes are sharp and prominent. Muscles are full but have little fat cover. The ends of the transverse processes are smooth and slightly rounded. Some ribs can be seen. There is a small amount of fat cover. Ribs are still felt.	Spinous processes are smooth and round. Muscles are full with moderate fat cover. The transverse processes can be felt by applying firm pressure. Ribs are barely seen; an even layer of fat covers them. Spaces between ribs are felt using pressure. the loin.	Pressure is needed to find the spinous processes. Muscles are full and fat cover is thick. The transverse processes cannot be felt. Ribs are not seen.	The spine and transverse processes cannot be felt but a dimple can be seen over the spine. The muscles are very full with dense fat cover. Ribs are not visible and are covered with excessive fat.

Appendix III: Dag Score

As dag score increases, the risk of breech strike increases dramatically. A Dag Score 2 sheep is twice as likely to be struck on the breech as a Score 1 sheep. A sheep with Dag Score 4 is seven times more likely to be struck than a Score 1 sheep. The causes of scouring and therefore a high dag score can include internal parasites and/or diet. It is recommended that sheep are managed such that 50% of sheep have a dag score of 2 or less.


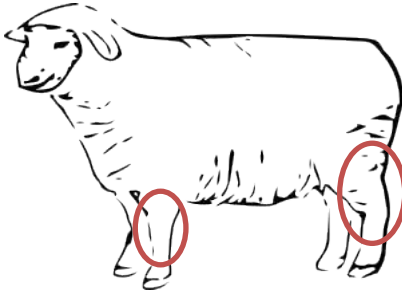
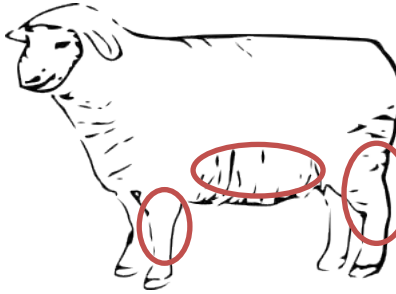


Source: <https://www.agric.wa.gov.au/livestock-parasites/managing-flystrike-sheep?page=0%2C1>

Appendix IV: Mud/Dirtiness Score

This mud/dirtiness score tool is used if an auditor needs to assess dirty animals.

Visually assess sheep from the side and behind to get the best view of the animal.

Score 0	Score 1	Score 2
		
Clean	Moderate	Heavy
Clean with little soiling on hooves/fetlocks.	Fecal/dirt clumps on legs above fetlocks. Side and belly clean.	Fecal/dirt clumps on legs and belly.

Appendix V: Sensory Evaluation of Air Quality

Most operations do not use calibrated equipment to assess air quality when sheep are housed on a daily basis. While this type of specialized equipment is an accurate way to measure air quality, it's typically too costly for everyday use. Below is a subjective score that can be used to assess air quality during daily monitoring.

Scores 2-5 (Moderate, Strong, Very Strong, and Overpowering) indicate that ammonia and dust are excessive and need to be addressed immediately for both human safety and animal health.

Technique:

1. Score air quality twice during each visit to sheep housing - when you first enter the barn (first impression), and then just prior to leaving the barn.
2. Record your air quality score.
3. Make any necessary adjustments to ventilation, management, etc. to improve air quality in your barn(s).

Scoring Air Quality			Action Required?
0	ZERO	odor and dust not noticeable (easy to breathe)	No - acceptable air quality
	1	odor and dust hardly noticeable	
2	MODERATE	odor and dust distinct, annoying (watery eyes and/or coughing)	Yes – needs work to improve air quality
3	STRONG	odor and dust irritating (stinging eyes and mouth, and/or excessive coughing)	
4	VERY STRONG	odor and dust bearable (stinging eyes and mouth, excessive coughing, and/or pain when swallowing)	
5	OVERPOWERING	odor and dust unbearable, you need to leave the barn (hurts to breathe in)	

Glossary

When referenced within the standards, the following terms are defined as follows:

Term	Definition
Adopter pens	<i>Specially constructed pens that restrain the ewe (usually by the neck) to prevent her rejecting a grafted or foster lamb.</i>
Artificially reared	<i>Not reared by a ewe. Reared using milk or milk replacer via a bottle or other feeder.</i>
Assisted lambing	<i>Any lambing where there is human intervention in the birthing process.</i>
Bloodless clamp	<i>A tool that works as a clamp to break blood vessels, commonly used for castration and sometimes used for tail docking. As the name suggests, this method is bloodless – no blade is involved as may be the case with other emasculators.</i>
Branding	<i>Identification by marking an animal’s hide with a hot or super-cooled iron.</i>
Burdizzo	<i>A type of bloodless clamp for castration and sometimes tail docking – see above.</i>
By-product	<i>Animal waste and products derived from slaughter/harvest process including blood or any of its components, meat, bone, bristles, flesh, hair, hides, hooves, horns, offal, skins, wool, fat, and feathers. Fish includes whole fish, parts of fish, fish meal, fish by-products from the processing industry and other aquatic species and/or products (does not include seaweed or oyster shell).</i>
Cervical Artificial Insemination	<i>A non-surgical procedure performed with a specialized fiber optic endoscope that transverses the cervix, allowing the operator to see through the rings of the cervix, where semen is deposited into the uterus.</i>
Cull	<i>An animal that has been removed from the operation as a management decision.</i>
Cut	<i>An incision that penetrates the skin to expose underlying tissue.</i>
Dag	<i>A lock of wool matted with dung hanging from the hindquarters of a sheep.</i>
Dehorning	<i>Removal of developed horn from an animal after it has attached to the skull.</i>
Denude	<i>To strip of all vegetative cover. A denuded area is an area of bare earth.</i>
Disbudding	<i>Removal of undeveloped horn buds from an animal.</i>
EID (see also RFID)	<i>Electronic Identification. An ear tag (or a bolus) that is capable of transmitting a short-range signal with the animal’s unique ID to an electronic reader.</i>
Ewe	<i>A female breeding animal.</i>
Ewe lamb	<i>An animal that has not yet produced a lamb.</i>
Ewe-lamb operation	<i>A farm or ranch where the main focus is breeding ewes – lambs are sold after weaning.</i>
Exsanguination	<i>The action of draining an animal of blood.</i>

Term	Definition
Fall out animal	<i>Individual examples of fall out animals are defined within the standards, but the overall definition is an animal within the flock that does not meet the requirements of the Standards and cannot be marketed as G.A.P. Certified.</i>
Finishing	<i>The process of getting sheep to the correct weight and condition for slaughter.</i>
Finishing lot/feedlot	<i>Pens used to grow and finish market animals (also known as dry lots, feedlots, finishing pens, backgrounding pens, holding facilities, pen corrals, and confinement systems).</i>
Flock	<i>A segregated group of sheep.</i>
Fostering	<i>Placing a lamb with a ewe that is not its biological mother.</i>
Genetically modified	<i>Sheep who have been genetically altered (modified, engineered) or cloned. This does not include sheep that are genetically selected for certain traits.</i>
Grafting	<i>Placing a lamb with a ewe that is not its biological mother.</i>
Lamb	<i>Young animal either nursing or weaned up to a year old.</i>
Lameness	<i>Lameness is the inability to use one or more limbs in a normal manner.</i>
Laparoscopic Artificial Insemination	<i>A surgical insemination technique that involves the use of a laparoscope and manipulating probe to deposit fresh or frozen and thawed sperm directly into the oviduct.</i>
Market Animals	<i>Any animal selected for slaughter.</i>
Mobile slaughter	<i>A mobile slaughter facility where sheep are corralled and then slaughtered on farm.</i>
Mortality	<i>A record of animals that have died. This does not include animals that are culled.</i>
Mulesing	<i>Removal of wool bearing strips of skin from the hindquarters of a sheep.</i>
Off-label / extra-label medication	<i>Off-label use is the use of prescription medication for an unapproved indication or in an unapproved age group, unapproved dosage, or unapproved form of administration. Wormers and other parasite treatments are not generally prescription medication.</i>
On-farm slaughter facility	<i>A brick and mortar slaughter facility located on the farm/ranch; designed to slaughter and process sheep.</i>
Operation	<i>A farm or ranch raising sheep (see definition under Program Requirements 3.b.)</i>
Organophosphates	<i>A chemical compound often used as a pesticide, which has been shown to have adverse effects on the nervous system of humans and animals.</i>
Pasture	<i>Access to rangeland, grassland, planted pastures, managed pastures, wooded areas, harvested crop areas (for clean-up), and any other land where sheep have access to vegetation.</i>
Pithing	<i>Piercing or severing the brain stem or spinal cord of an animal to kill it; occurs after the animal is stunned</i>
Ram	<i>Male breeding animal.</i>

Term	Definition
Replacement stock	<i>Ewes and young rams selected for breeding.</i>
RFID (see also EID)	<i>Radio Frequency Identification. An ear tag (or a bolus) that is capable of transmitting a short-range signal with the animal's unique ID to an electronic reader.</i>
Sacrificial pasture area	<i>An area of land where animals are held, generally during winter months, to avoid destruction of other pastures.</i>
Seedstock/breeding stock	<i>Breeding sheep. Animals whose primary purpose is breeding and production of lambs.</i>
Self-feeder	<i>A feeder with multiple teats for artificially rearing of lambs. Includes mob-feeders.</i>
Sheep	<i>Breeding and market animals.</i>
Sheep crush/squeeze chute	<i>A purpose built stall designed to hold animals safely while they are examined, given veterinary treatment or while management tasks are carried out.</i>
Shelter	<i>Typically a three sided structure with a roof that provides protection from wind, rain, snow and other adverse weather conditions.</i>
Slaughter	<i>Killing an animal for human consumption according to humane standards as required by a program or law.</i>
Sub-therapeutic	<i>Administering treatment when animals are not sick; this includes low doses of medication over an extended period of time.</i>
Tail docking	<i>Removal of part of a sheep's tail.</i>
Tup	<i>Another name for a ram.</i>
Tupping	<i>Breeding or mating.</i>
Unproven ewe	<i>Ewe that has yet to demonstrate lambing ability, mothering ability, productivity etc.</i>
Vaginal artificial insemination	<i>An insemination technique that involves the use of a manipulating probe to deposit fresh or frozen and thawed sperm directly into the vagina.</i>
Weaning	<i>Cessation of feeding milk (not necessarily removal of lambs from the ewe).</i>